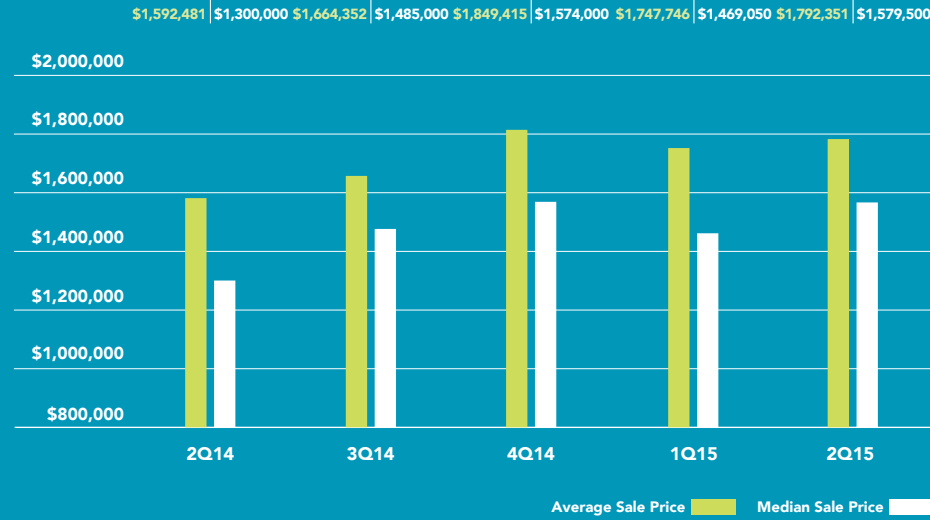




Darien

Both prices and the number of sales posted strong increases in Darien compared to 2014's second quarter. The average price climbed 13% and the median price 22% over the past year. The number of sales was 17% higher during this time.

AVERAGE AND MEDIAN SALE PRICE

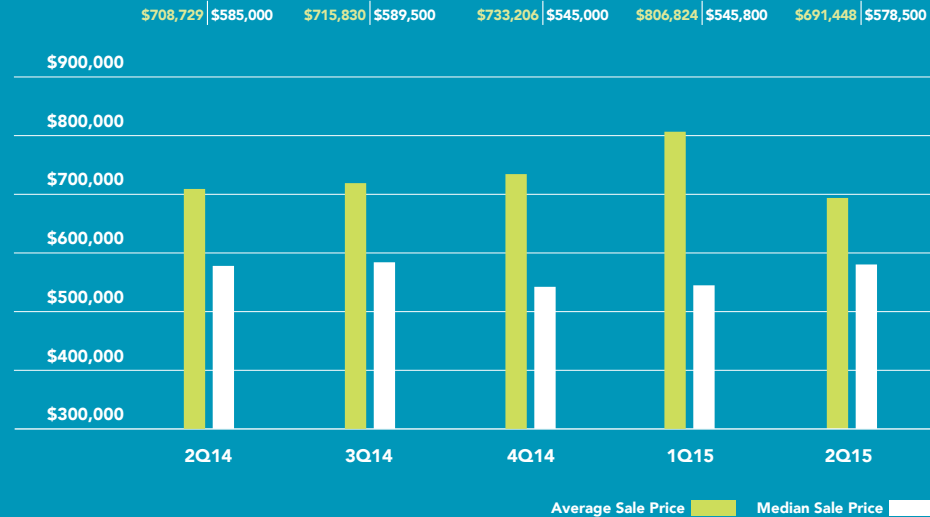


	NUMBER OF SALES	DAYS ON MARKET
2Q15	90	113
1Q15	34	140
4Q14	54	117
3Q14	99	107
2Q14	77	121

Fairfield

The number of sales rose 16% in Fairfield from 2014's second quarter, with 250 closings reported. Prices were slightly lower than a year ago, with the average price falling 2% and the median price down 1%.

AVERAGE AND MEDIAN SALE PRICE

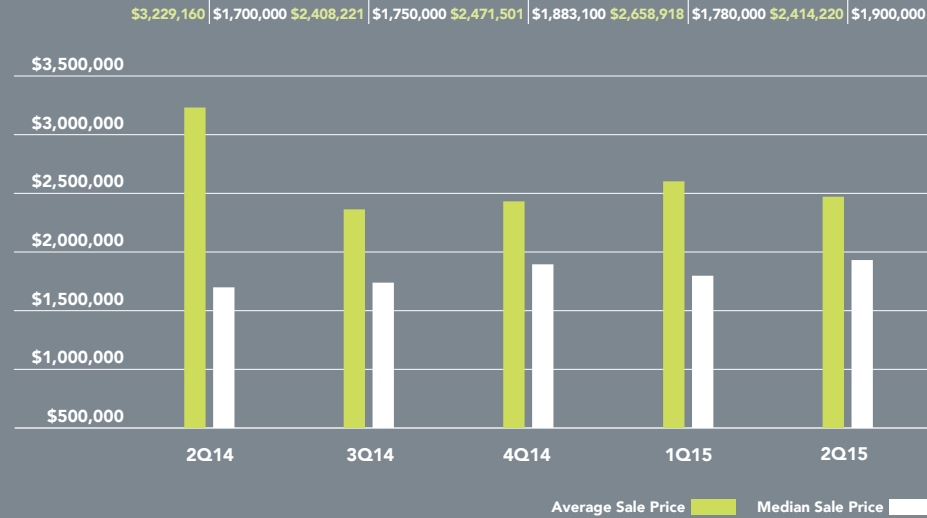


	NUMBER OF SALES	DAYS ON MARKET
2Q15	250	96
1Q15	111	104
4Q14	120	96
3Q14	200	99
2Q14	215	95

Greenwich

A record \$120 million sale inflated the average price in Greenwich a year ago, so it's not surprising the 2Q15 average price fell in comparison. The median price, which measures the middle of the market, as well as the number of sales both rose over this time.

AVERAGE AND MEDIAN SALE PRICE

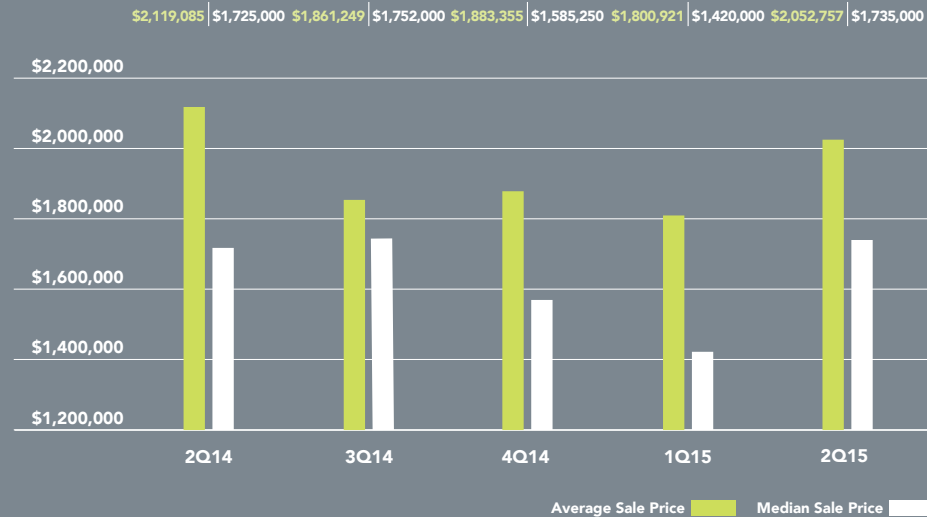


	NUMBER OF SALES	DAYS ON MARKET
2Q15	207	170
1Q15	90	179
4Q14	144	166
3Q14	185	139
2Q14	173	158

New Canaan

Prices were mixed compared to a year ago in New Canaan, with a modest decline in the average price, but a slight uptick in the median. The number of sales was 18% higher than the second quarter of 2014.

AVERAGE AND MEDIAN SALE PRICE

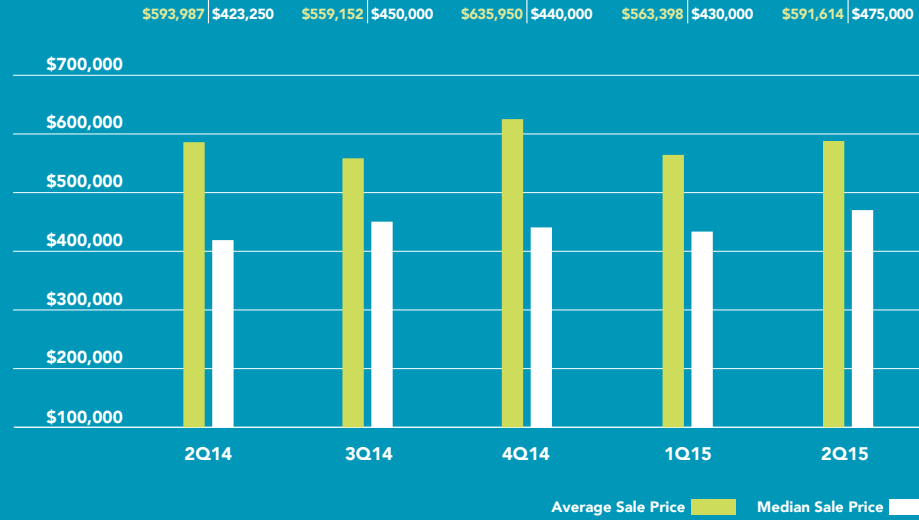


	NUMBER OF SALES	DAYS ON MARKET
2Q15	85	166
1Q15	34	192
4Q14	54	175
3Q14	81	153
2Q14	72	164

Norwalk

The median price rose 12% in Norwalk from the second quarter of 2014, to \$475,000. The number of sales was slightly higher than a year ago, while homes spent 6% less time on the market.

AVERAGE AND MEDIAN SALE PRICE

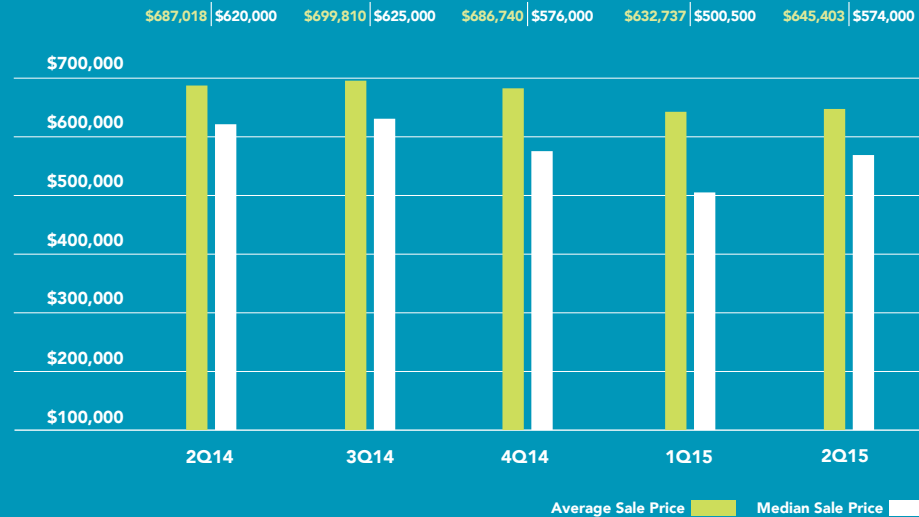


	NUMBER OF SALES	DAYS ON MARKET
2Q15	173	92
1Q15	107	107
4Q14	149	114
3Q14	171	91
2Q14	170	98

Stamford

Both the average and median price fell in Stamford over the past year, despite an 19% increase in the number of sales. Homes spent an average of 92 days on the market, which was 12% less time than in 2014's second quarter.

AVERAGE AND MEDIAN SALE PRICE

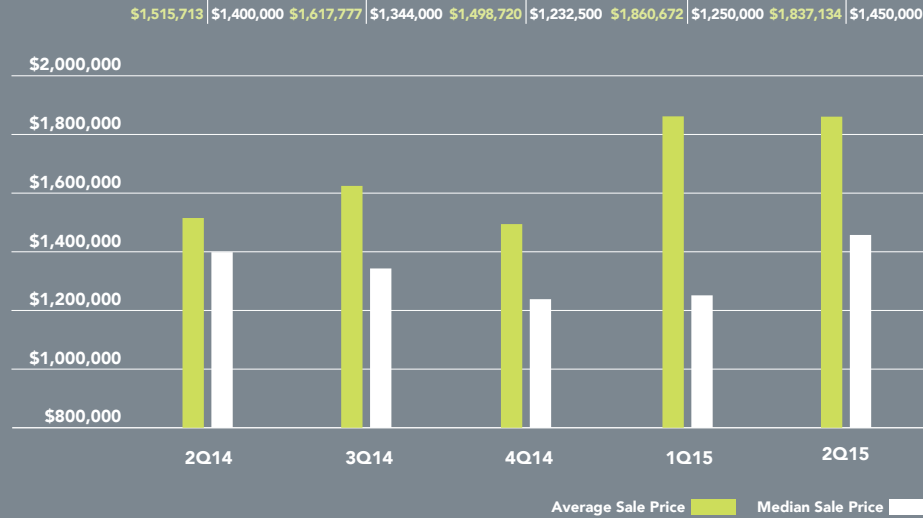


	NUMBER OF SALES	DAYS ON MARKET
2Q15	198	92
1Q15	122	130
4Q14	180	102
3Q14	199	82
2Q14	167	104

Westport

The average price rose sharply from last year's abnormally low figure in Westport, to \$1,837,134. The median price posted a more modest increase, rising 4% during this time.

AVERAGE AND MEDIAN SALE PRICE

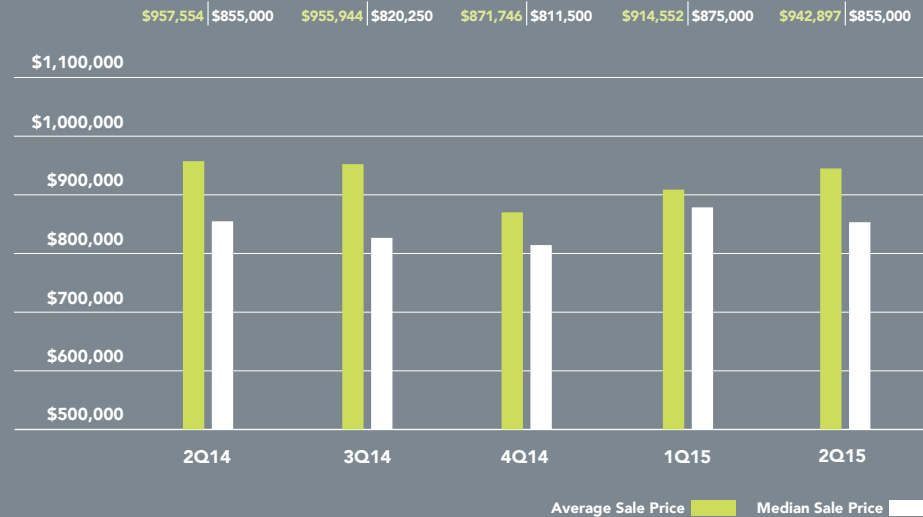


	NUMBER OF SALES	DAYS ON MARKET
2Q15	97	120
1Q15	61	126
4Q14	96	137
3Q14	119	99
2Q14	105	104

Wilton

While the median price was unchanged in Wilton compared to a year ago, the average price and number of sales fell slightly. Homes spent 4% longer on the market than last year, at an average of 124 days.

AVERAGE AND MEDIAN SALE PRICE



	NUMBER OF SALES	DAYS ON MARKET
2Q15	69	124
1Q15	29	114
4Q14	48	114
3Q14	72	97
2Q14	73	119



OFFICES

CONNECTICUT DARIEN

671 Boston Post Road
Darien, CT 06820
203.655.1418

NEW CANAAN

183 Elm Street
New Canaan, CT 06840
203.966.7800

ROWAYTON

140 Rowayton Avenue
Rowayton, CT 06853
203.655.1418

GREENWICH

125 Mason Street
Greenwich, CT 06830
203.869.8100

GREENWICH

75 Holly Hill Lane
Greenwich, CT 06830
203.869.8100

STAMFORD

1099 High Ridge Road
Stamford, CT 06905
203.329.8801

WESTPORT

379 Post Road East
Westport, CT 06880
203.221.0666

WILTON

21 River Road
Wilton, CT 06897
203.762.8118

MANHATTAN PARK AVENUE

499 Park Avenue
New York, NY 10022
212.734.0010

EAST SIDE

770 Lexington Avenue
New York, NY 10065
212.317.7800

WEST SIDE

408 Columbus Avenue
New York, NY 10024
212.769.3000

VILLAGE

831 Broadway
New York, NY 10003
212.253.9300

SOHO

451 West Broadway
New York, NY 10012
212.253.9300

HARLEM

2169 Frederick Douglass Boulevard
New York, NY 10026
212.381.2570

WASHINGTON HEIGHTS

819 West 187th Street
New York, NY 10033
212.928.3805

RIVERDALE

RIVERDALE JOHNSON
3531 Johnson Avenue
Riverdale, NY 10463
718.878.1700

RIVERDALE MOSHOLU

5626 Mosholu Avenue
Riverdale, NY 10471
718.549.4116

BROOKLYN BROOKLYN HEIGHTS

150 Montague Street
Brooklyn, NY 11201
718.613.2000

BOERUM HILL

495 Atlantic Avenue
Brooklyn, NY 11217
718.613.2090

PARK SLOPE

76 Seventh Avenue
Brooklyn, NY 11217
718.399.2222

PARK SLOPE

244 Fifth Avenue
Brooklyn, NY 11215
718.622.9300

COBBLE HILL

162 Court Street
Brooklyn, NY 11201
718.613.2020

BEDFORD STUYVESANT

316 Stuyvesant Avenue
Brooklyn, NY 11233
718.613.2800

HUDSON VALLEY HUDSON

526 Warren Street
Hudson, NY 12534
518.828.0181

NEW JERSEY HOBOKEN

200 Washington Street
Hoboken, NJ 07030
201.478.6700

MONTCLAIR

635 Valley Road,
Montclair, NJ 07030
973.744.6033

HAMPTONS EAST HAMPTON

2 Newtown Lane
East Hampton, NY 11937
631.324.6100

SOUTHAMPTON

31 Main Street
Southampton, NY 11968
631.283.2883

CORPORATE COMMERCIAL SALES

770 Lexington Avenue
New York, NY 10065
212.381.3208

DEVELOPMENT MARKETING

445 Park Avenue
New York, NY 10022
212.253.9300

GLOBAL SERVICES

770 Lexington Avenue
New York, NY 10065
800.765.2692 x6521

Prepared by Gregory Heym,
Chief Economist,
Halstead Property, LLC.
Data is sourced from the Greater
Fairfield County CMLS, Darien
MLS, Greenwich MLS
and New Canaan MLS.

©Halstead Connecticut, LLC.
All Rights Reserved. This information
may not be copied, commercially
used or distributed without
Halstead Property's prior consent.
While information is believed true,
no guaranty is made of accuracy.

