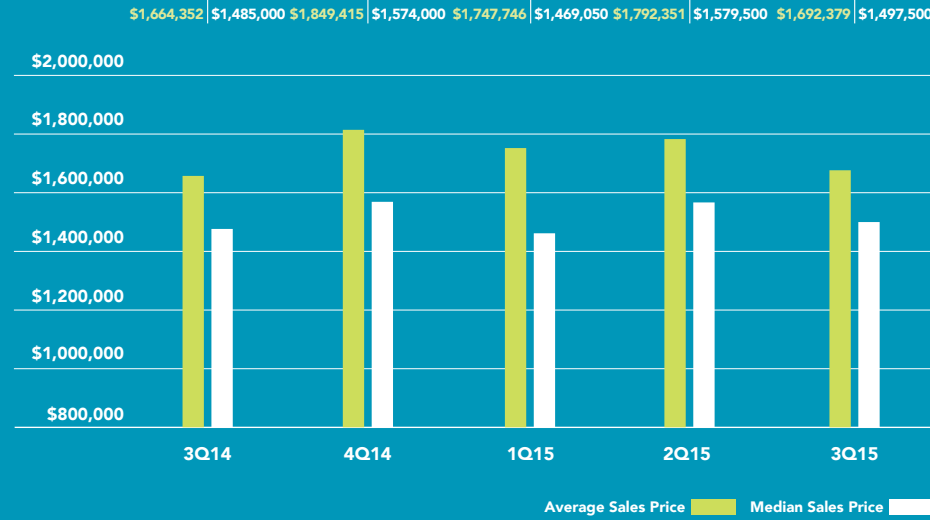




# Darien

The number of sales rose 13% over the past year in Darien, while homes spent 21% less time on the market. Both the average and median prices posted small gains from the third quarter of 2014, rising 2% and 1% respectively.

## AVERAGE AND MEDIAN SALES PRICE

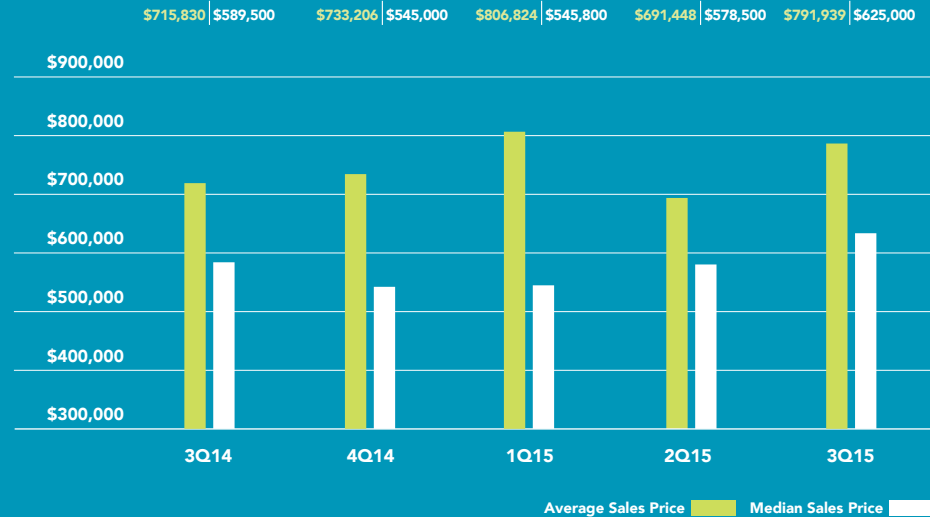


	NUMBER OF SALES	DAYS ON MARKET
3Q15	112	84
2Q15	90	113
1Q15	34	140
4Q14	54	117
3Q14	99	107

# Fairfield

Fairfield posted the largest average price increase in our report, as this figure was 11% higher than a year ago. The market was also more active than 2014's third quarter, with 21% more closings reported.

## AVERAGE AND MEDIAN SALES PRICE

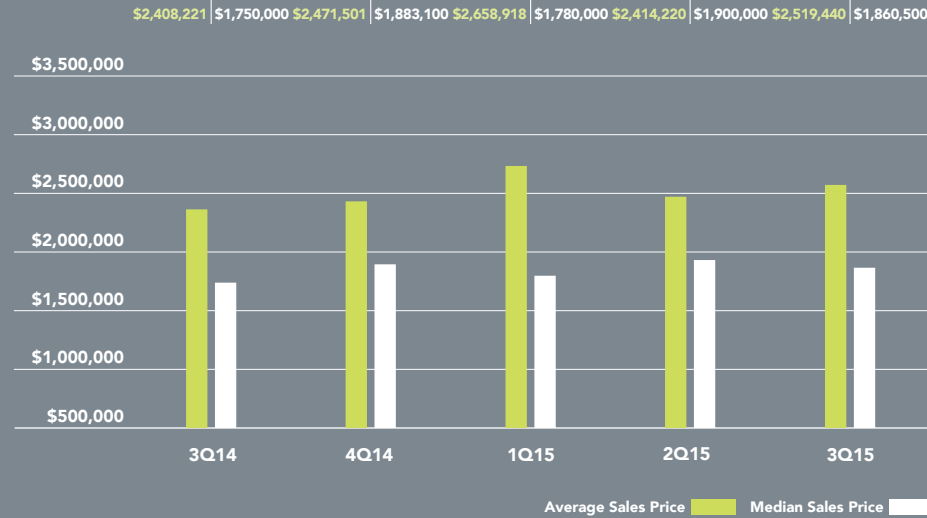


	NUMBER OF SALES	DAYS ON MARKET
3Q15	242	103
2Q15	250	96
1Q15	111	104
4Q14	120	96
3Q14	200	99

# Greenwich

Greenwich's average price of \$2,519,440 during the third quarter was a 5% increase from the same period last year. The median price posted a slightly higher gain, rising 6% to \$1,860,500. The number of sales inched lower, from 185 a year ago to 182.

## AVERAGE AND MEDIAN SALES PRICE

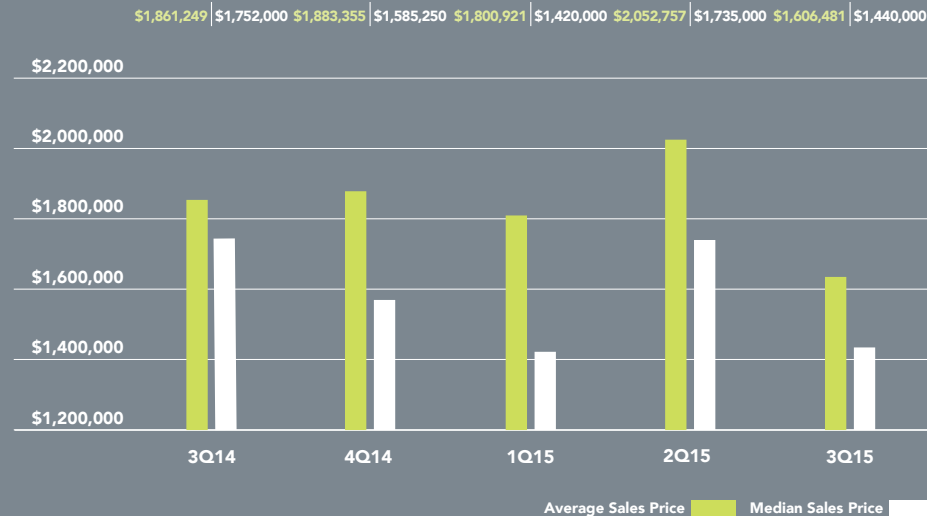


	NUMBER OF SALES	DAYS ON MARKET
3Q15	182	150
2Q15	207	170
1Q15	90	179
4Q14	144	166
3Q14	185	139

# New Canaan

New Canaan saw both its average and median price decline over the past year. The 78 sales reported during the quarter were 4% lower than 2014's third quarter.

## AVERAGE AND MEDIAN SALES PRICE

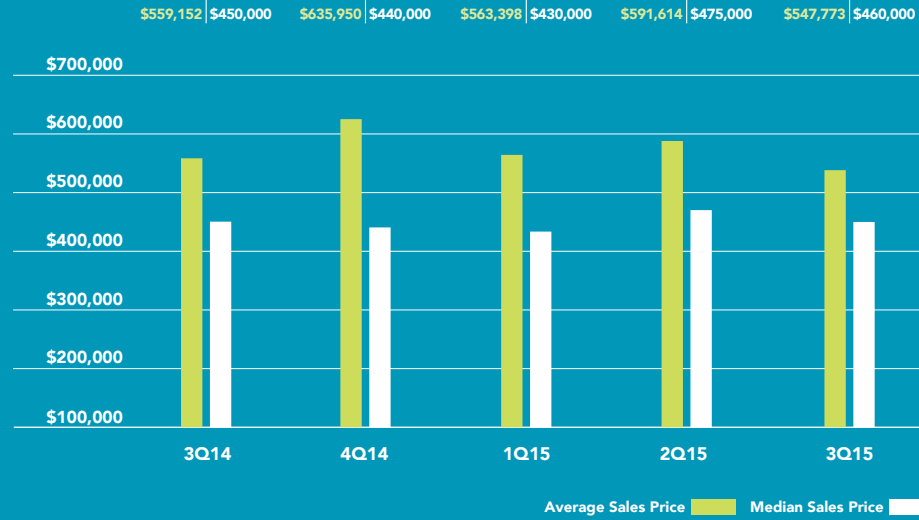


	NUMBER OF SALES	DAYS ON MARKET
3Q15	78	140
2Q15	85	166
1Q15	34	192
4Q14	54	175
3Q14	81	153

# Norwalk

The number of sales rose 27% in Norwalk compared to a year ago, the largest increase in our report. Although the average price fell over the past year, the median price was 2% higher at \$460,000.

## AVERAGE AND MEDIAN SALES PRICE

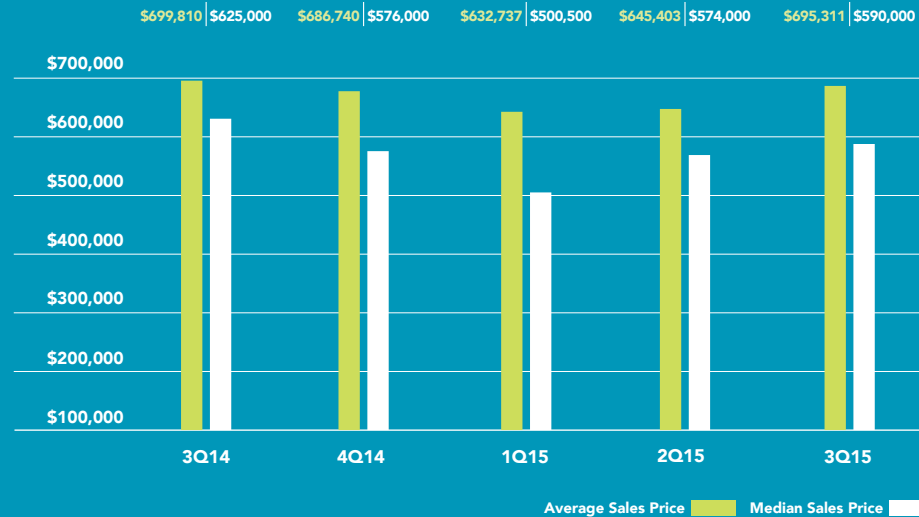


	NUMBER OF SALES	DAYS ON MARKET
3Q15	217	92
2Q15	173	92
1Q15	107	107
4Q14	149	114
3Q14	171	91

# Stamford

At \$695,311, the average price in Stamford was slightly below last year's third quarter. The number of sales rose 21% during this time, from 199 last year to 240.

## AVERAGE AND MEDIAN SALES PRICE

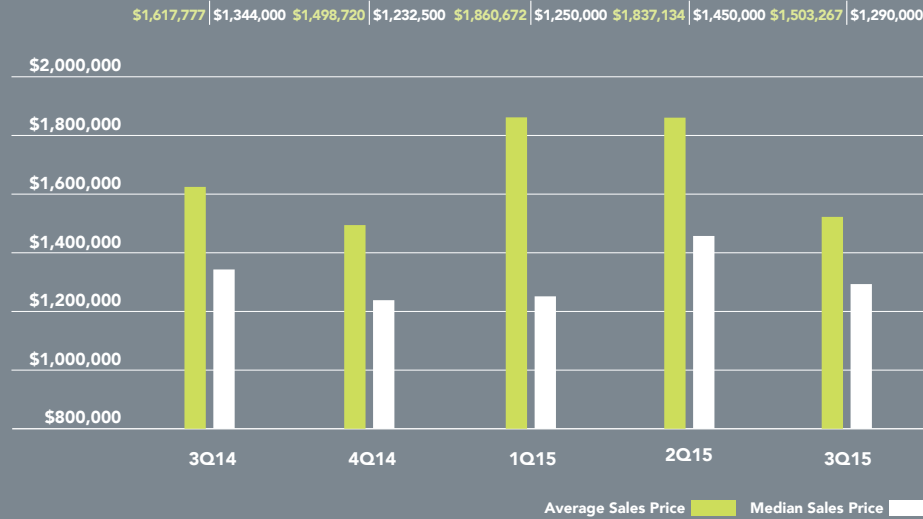


	NUMBER OF SALES	DAYS ON MARKET
3Q15	240	91
2Q15	198	92
1Q15	122	130
4Q14	180	102
3Q14	199	82

# Westport

Even with a 15% increase in sales, both the average and median prices were lower than a year ago in Westport. The average price fell 7% to \$1,503,267, and the median price fell 4% to \$1,290,000.

## AVERAGE MEDIAN SALES AND PRICE

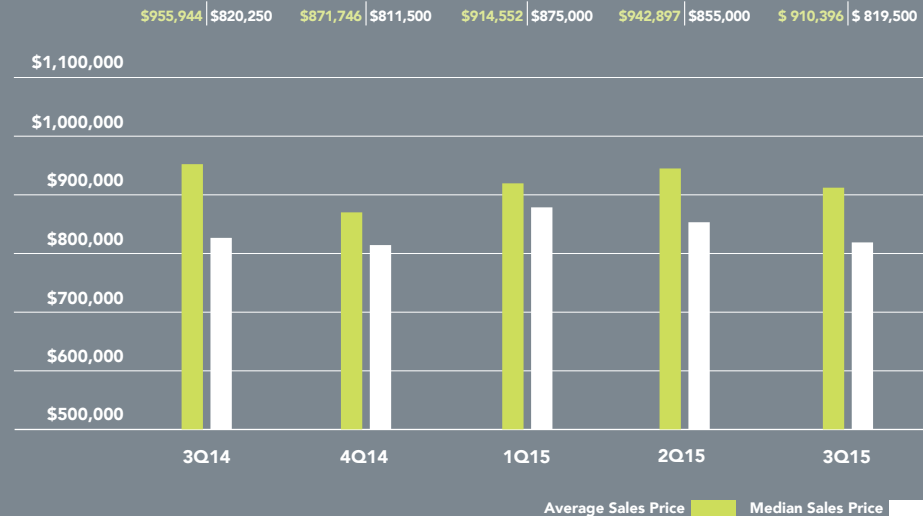


	NUMBER OF SALES	DAYS ON MARKET
3Q15	137	93
2Q15	97	120
1Q15	61	126
4Q14	96	137
3Q14	119	99

# Wilton

Wilton's average price fell 5% over the past year to \$910,396, while the median price was essentially unchanged. The number of sales fell 6% during this time to 68.

## AVERAGE AND MEDIAN SALES PRICE



	NUMBER OF SALES	DAYS ON MARKET
3Q15	68	106
2Q15	69	124
1Q15	29	114
4Q14	48	114
3Q14	72	97



## OFFICES

### CONNECTICUT DARIEN

671 Boston Post Road  
Darien, CT 06820  
203.655.1418

### NEW CANAAN - ELM STREET

183 Elm Street  
New Canaan, CT 06840  
203.966.7800

### NEW CANAAN - SOUTH AVENUE

6 South Avenue  
New Canaan, CT 06840  
203.966.7772

### ROWAYTON

140 Rowayton Avenue  
Rowayton, CT 06853  
203.655.1418

### GREENWICH

125 Mason Street  
Greenwich, CT 06830  
203.869.8100

### STAMFORD

1099 High Ridge Road  
Stamford, CT 06905  
203.329.8801

### WESTPORT

379 Post Road East  
Westport, CT 06880  
203.221.0666

### WILTON

21 River Road  
Wilton, CT 06897  
203.762.8118

### MANHATTAN PARK AVENUE

499 Park Avenue  
New York, NY 10022  
212.734.0010

### EAST SIDE

770 Lexington Avenue  
New York, NY 10065  
212.317.7800

### WEST SIDE

408 Columbus Avenue  
New York, NY 10024  
212.769.3000

### VILLAGE

831 Broadway  
New York, NY 10003  
212.253.9300

### SOHO

451 West Broadway  
New York, NY 10012  
212.253.9300

### HARLEM

2169 Frederick Douglass Boulevard  
New York, NY 10026  
212.381.2570

### WASHINGTON HEIGHTS

819 West 187th Street  
New York, NY 10033  
212.928.3805

### RIVERDALE

RIVERDALE JOHNSON  
3531 Johnson Avenue  
Riverdale, NY 10463  
718.878.1700

### RIVERDALE MOSHOLU

5626 Mosholu Avenue  
Riverdale, NY 10471  
718.549.4116

### BROOKLYN BROOKLYN HEIGHTS

150 Montague Street  
Brooklyn, NY 11201  
718.613.2000

### BOERUM HILL

495 Atlantic Avenue  
Brooklyn, NY 11217  
718.613.2090

### PARK SLOPE

76 Seventh Avenue  
Brooklyn, NY 11217  
718.399.2222

### PARK SLOPE

244 Fifth Avenue  
Brooklyn, NY 11215  
718.622.9300

### COBBLE HILL

162 Court Street  
Brooklyn, NY 11201  
718.613.2020

### BEDFORD STUYVESANT

316 Stuyvesant Avenue  
Brooklyn, NY 11233  
718.613.2800

### HUDSON VALLEY HUDSON

526 Warren Street  
Hudson, NY 12534  
518.828.0181

### NEW JERSEY HOBOKEN

200 Washington Street  
Hoboken, NJ 07030  
201.478.6700

### MONTCLAIR

635 Valley Road,  
Montclair, NJ 07030  
973.744.6033

### QUEENS LONG ISLAND CITY

47-12 Vernon Boulevard  
Queens, NY 11110  
718.878.1800

### HAMPTONS EAST HAMPTON

2 Newtown Lane  
East Hampton, NY 11937  
631.324.6100

### SOUTHAMPTON

31 Main Street  
Southampton, NY 11968  
631.283.2883

### CORPORATE COMMERCIAL SALES

770 Lexington Avenue  
New York, NY 10065  
212.381.3208

### DEVELOPMENT MARKETING

445 Park Avenue  
New York, NY 10022  
212.253.9300

### GLOBAL SERVICES

770 Lexington Avenue  
New York, NY 10065  
800.765.2692 x6521

Prepared by Gregory Heym,  
Chief Economist,  
Halstead Property, LLC.  
Data is sourced from the Greater  
Fairfield County CMLS, Darien  
MLS, Greenwich MLS  
and New Canaan MLS.

©Halstead Connecticut, LLC.  
All Rights Reserved. This information  
may not be copied, commercially  
used or distributed without  
Halstead Property's prior consent.  
While information is believed true,  
no guaranty is made of accuracy.

