



Data Highlights

halstead.com WEB# 18877

Prices averaged \$1,918,758

in the Hamptons during the first half of 2015,

5% more than a year ago.

The median price rose 2% over this time.

The number of sales fell 2% in the Hamptons from 2014's first half.



halstead.com WEB# 39247



halstead.com WEB# 39247

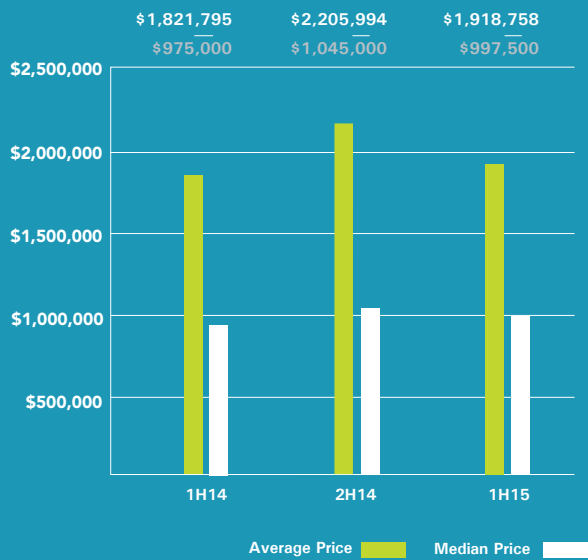
While the average price fell 9% over the past year on the North Fork, the median price was 4% higher.

The North Fork saw a 10% increase in transactions compared to the first half of 2014.

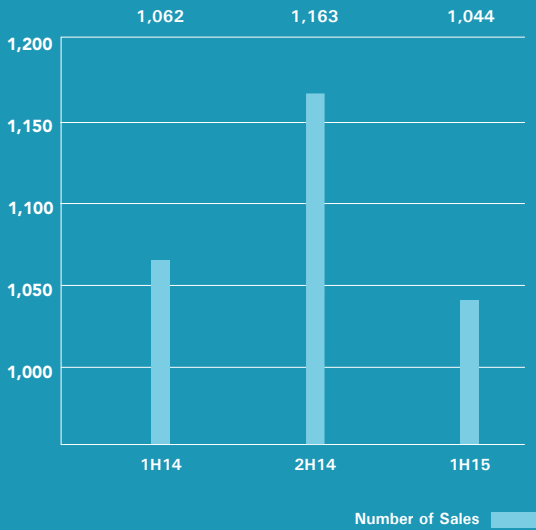
East Marion and Westhampton Beach experienced the greatest increase in the number of sales compared to 2014's first half.

The Hamptons

AVERAGE AND MEDIAN SALE PRICE

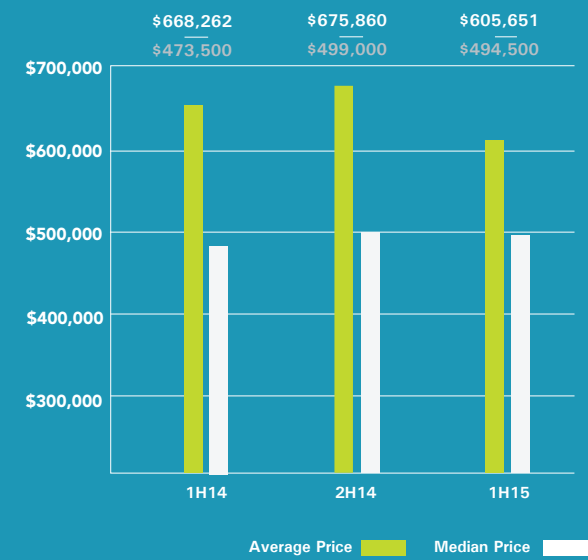


NUMBER OF SALES

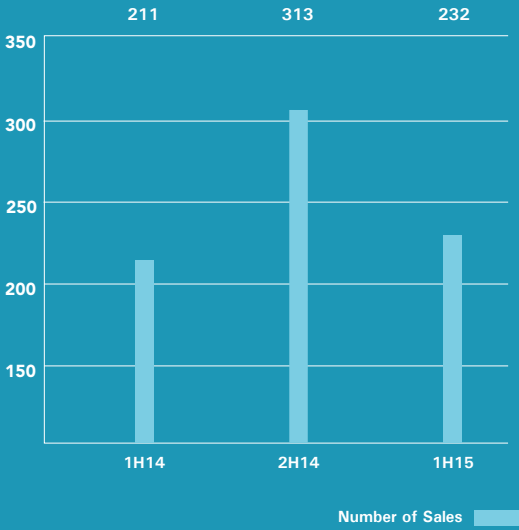


North Fork

AVERAGE AND MEDIAN SALE PRICE



NUMBER OF SALES



South Fork Single-Family Homes

AMAGANSETT

	Average Price	Median Price	Sales
1H14	\$2,765,316	\$1,900,000	57
2H14	\$2,791,431	\$2,050,000	58
1H15	\$2,370,377	\$1,800,000	44

BRIDGEHAMPTON

	Average Price	Median Price	Sales
1H14	\$2,604,174	\$1,850,000	49
2H14	\$4,883,548	\$2,725,000	52
1H15	\$4,425,160	\$2,735,000	52

EAST HAMPTON

	Average Price	Median Price	Sales
1H14	\$1,083,830	\$863,500	200
2H14	\$1,134,757	\$815,000	198
1H15	\$1,106,381	\$860,000	215

EAST HAMPTON VILLAGE

	Average Price	Median Price	Sales
1H14	\$6,573,514	\$2,500,000	37
2H14	\$5,550,002	\$2,705,000	38
1H15	\$4,515,501	\$3,100,000	41

EAST QUOGUE

	Average Price	Median Price	Sales
1H14	\$552,266	\$455,000	43
2H14	\$548,203	\$474,500	60
1H15	\$818,126	\$560,000	41

HAMPTON BAYS

	Average Price	Median Price	Sales
1H14	\$523,585	\$370,000	108
2H14	\$463,106	\$380,000	136
1H15	\$524,765	\$417,500	106

MONTAUK

	Average Price	Median Price	Sales
1H14	\$1,244,064	\$922,500	64
2H14	\$1,602,108	\$950,000	59
1H15	\$1,256,028	\$892,500	54

NORTH HAVEN

	Average Price	Median Price	Sales
1H14	\$3,517,061	\$1,925,000	22
2H14	\$2,926,638	\$2,370,000	21
1H15	\$2,346,714	\$1,132,500	14

South Fork Single-Family Homes

QUOGUE VILLAGE

	Average Price	Median Price	Sales
1H14	\$1,992,088	\$1,112,500	33
2H14	\$2,739,739	\$1,750,000	45
1H15	\$2,502,864	\$1,775,000	33

REMSENBURG

	Average Price	Median Price	Sales
1H14	\$725,392	\$598,875	18
2H14	\$1,076,400	\$825,000	23
1H15	\$1,282,000	\$762,500	20

SAG HARBOR

	Average Price	Median Price	Sales
1H14	\$1,249,585	\$713,750	54
2H14	\$1,142,889	\$837,500	50
1H15	\$1,073,160	\$865,000	51

SAG HARBOR VILLAGE

	Average Price	Median Price	Sales
1H14	\$1,689,473	\$1,197,500	40
2H14	\$1,653,288	\$1,250,000	45
1H15	\$1,488,723	\$1,072,500	38

SAGAPONACK

	Average Price	Median Price	Sales
1H14	\$4,615,500	\$4,145,000	20
2H14	\$8,326,077	\$5,962,500	26
1H15	\$5,925,000	\$4,887,500	14

SHELTER ISLAND

	Average Price	Median Price	Sales
1H14	\$1,679,896	\$790,938	30
2H14	\$1,494,494	\$860,000	41
1H15	\$948,956	\$712,000	27

SOUTHAMPTON

	Average Price	Median Price	Sales
1H14	\$1,413,706	\$857,500	101
2H14	\$1,572,944	\$795,000	96
1H15	\$1,152,534	\$848,000	113

SOUTHAMPTON VILLAGE

	Average Price	Median Price	Sales
1H14	\$2,823,993	\$1,780,000	71
2H14	\$5,276,461	\$2,400,000	79
1H15	\$4,560,836	\$2,400,000	59

South Fork Single-Family Homes

WAINSCOTT

	Average Price	Median Price	Sales
1H14	\$2,913,143	\$1,980,000	14
2H14	\$3,066,165	\$1,881,300	23
1H15	\$4,322,667	\$1,700,000	12

WATER MILL

	Average Price	Median Price	Sales
1H14	\$3,080,822	\$2,270,000	47
2H14	\$3,559,561	\$2,550,000	57
1H15	\$3,342,218	\$2,000,000	55

WESTHAMPTON

	Average Price	Median Price	Sales
1H14	\$964,200	\$880,000	25
2H14	\$851,016	\$685,000	31
1H15	\$1,215,333	\$808,500	18

WESTHAMPTON BEACH

	Average Price	Median Price	Sales
1H14	\$421,000	\$425,000	5
2H14	\$687,255	\$362,000	10
1H15	\$1,155,140	\$650,700	10

WESTHAMPTON BEACH VILLAGE

	Average Price	Median Price	Sales
1H14	\$1,756,682	\$1,233,500	37
2H14	\$1,460,030	\$1,063,720	29
1H15	\$1,508,097	\$1,275,000	36

WESTHAMPTON DUNES

	Average Price	Median Price	Sales
1H14	\$2,067,450	\$1,137,500	7
2H14	\$2,067,021	\$1,984,625	12
1H15	\$2,287,313	\$2,487,500	7

North Fork Single-Family Homes

AQUEBOGUE

	Average Price	Median Price	Sales
1H14	\$481,654	\$395,000	13
2H14	\$395,910	\$372,500	31
1H15	\$520,632	\$499,950	24

CUTCHOQUE

	Average Price	Median Price	Sales
1H14	\$876,505	\$455,000	30
2H14	\$792,089	\$619,500	46
1H15	\$730,072	\$589,000	28

EAST MARION

	Average Price	Median Price	Sales
1H14	\$592,333	\$465,000	6
2H14	\$546,558	\$461,000	26
1H15	\$512,733	\$505,000	15

GREENPORT

	Average Price	Median Price	Sales
1H14	\$462,800	\$380,000	15
2H14	\$460,265	\$415,000	17
1H15	\$476,542	\$481,500	12

GREENPORT VILLAGE

	Average Price	Median Price	Sales
1H14	\$487,386	\$427,500	22
2H14	\$440,885	\$402,000	17
1H15	\$474,600	\$500,000	15

JAMESPORT

	Average Price	Median Price	Sales
1H14	\$529,233	\$445,000	15
2H14	\$418,525	\$385,000	16
1H15	\$491,143	\$390,000	14

MATTITUCK

	Average Price	Median Price	Sales
1H14	\$835,287	\$450,000	29
2H14	\$506,984	\$449,500	38
1H15	\$621,012	\$499,000	43

SOUTHOLD

	Average Price	Median Price	Sales
1H14	\$554,129	\$475,000	47
2H14	\$722,208	\$560,000	66
1H15	\$556,894	\$468,000	53



OFFICES

HAMPTONS

EAST HAMPTON

2 Newtown Lane
East Hampton, NY 11937
631.324.6100

SOUTHAMPTON

31 Main Street
Southampton, NY 11968
631.283.2883

MANHATTAN

PARK AVENUE

499 Park Avenue
New York, NY 10022
212.734.0010

EAST SIDE

770 Lexington Avenue
New York, NY 10065
212.317.7800

WEST SIDE

408 Columbus Avenue
New York, NY 10024
212.769.3000

VILLAGE

831 Broadway
New York, NY 10003
212.253.9300

SOHO

451 West Broadway
New York, NY 10012
212.253.9300

HARLEM

2169 Frederick Douglass Boulevard
New York, NY 10026
212.381.2570

WASHINGTON HEIGHTS

819 West 187th Street
New York, NY 10033
212.928.3805

RIVERDALE

RIVERDALE JOHNSON

3531 Johnson Avenue
Riverdale, NY 10463
718.878.1700

RIVERDALE MOSHOLU

5626 Mosholu Avenue
Riverdale, NY 10471
718.549.4116

BROOKLYN

BROOKLYN HEIGHTS

150 Montague Street
Brooklyn, NY 11201
718.613.2000

BOERUM HILL

495 Atlantic Avenue
Brooklyn, NY 11217
718.613.2090

PARK SLOPE

76 Seventh Avenue
Brooklyn, NY 11217
718.399.2222

PARK SLOPE

244 Fifth Avenue
Brooklyn, NY 11215
718.622.9300

COBBLE HILL

162 Court Street
Brooklyn, NY 11201
718.613.2020

BEDFORD STUYVESANT

316 Stuyvesant Avenue
Brooklyn, NY 11233
718.613.2800

HUDSON VALLEY

HUDSON

526 Warren Street
Hudson, NY 12534
518.828.0181

NEW JERSEY

HOBOKEN

200 Washington Street
Hoboken, NJ 07030
201.478.6700

MONTCLAIR

635 Valley Road,
Montclair, NJ 07030
973.744.6033

CONNECTICUT

DARIEN

671 Boston Post Road
Darien, CT 06820
203.655.1418

NEW CANAAN

183 Elm Street
New Canaan, CT 06840
203.966.7800

ROWAYTON

140 Rowayton Avenue
Rowayton, CT 06853
203.655.1418

GREENWICH

125 Mason Street
Greenwich, CT 06830
203.869.8100

GREENWICH

75 Holly Hill Lane
Greenwich, CT 06830
203.869.8100

STAMFORD

1099 High Ridge Road
Stamford, CT 06905
203.329.8801

WESTPORT

379 Post Road East
Westport, CT 06880
203.221.0666

WILTON

21 River Road
Wilton, CT 06897
203.762.8118

CORPORATE

COMMERCIAL SALES

770 Lexington Avenue
New York, NY 10065
212.381.3208

DEVELOPMENT MARKETING

445 Park Avenue
New York, NY 10022
212.253.9300

GLOBAL SERVICES

770 Lexington Avenue
New York, NY 10065
800.765.2692 x6521

Prepared by Gregory Heym,
Chief Economist,
Halstead Property, LLC.

©2015 by Halstead Property, LLC. All Rights Reserved. This information may not be copied, commercially used or distributed without Halstead Property's prior consent. While information is believed true, no guaranty is made of accuracy.

