



Second Quarter 2018

Market Report | Hoboken/Downtown Jersey City



LUXURY
PORTFOLIO
INTERNATIONAL

Leading
REAL ESTATE COMPANIES
IN THE WORLD

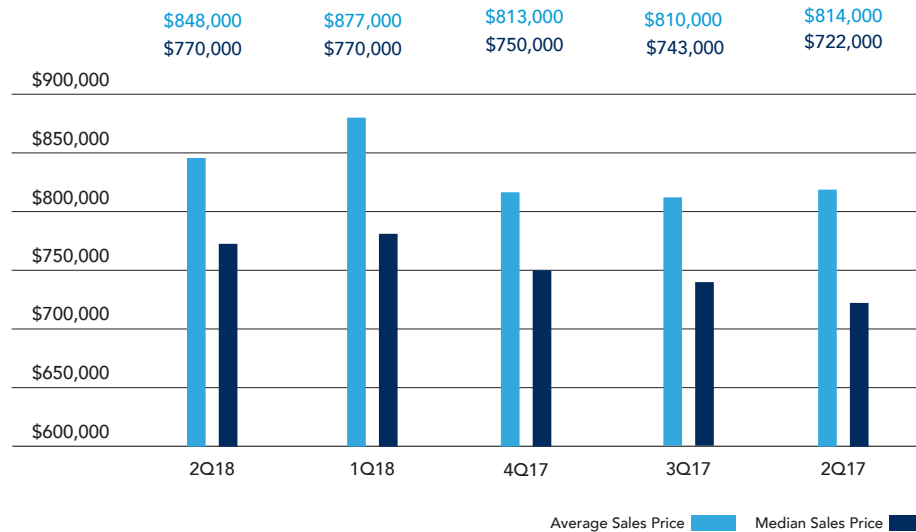
Hoboken

ALL APARTMENTS

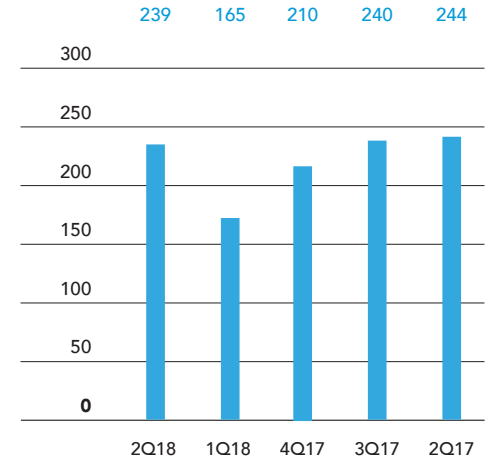
The average sale price of Hoboken apartments reached \$848,000, a modest increase of 4% over prior year. The median sale price also rose ending at \$770,000 or 7% higher than prior year.

There were 239 closed sales during this quarter, a 2% decline. Apartments spent an average of 32 days on market with sellers gaining an average of 100% of asking prices.

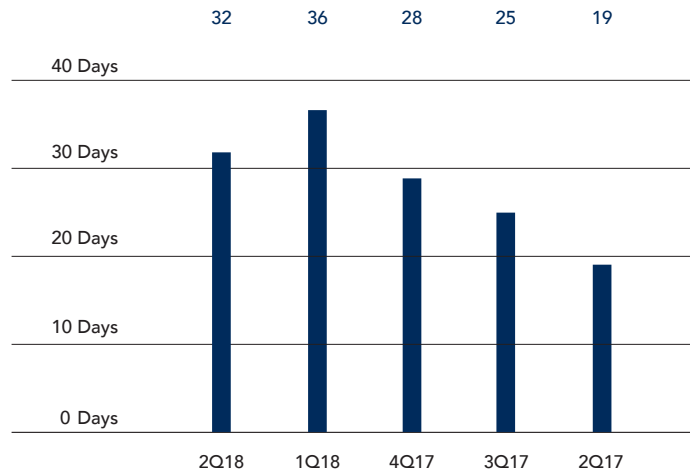
AVERAGE AND MEDIAN SALES PRICE



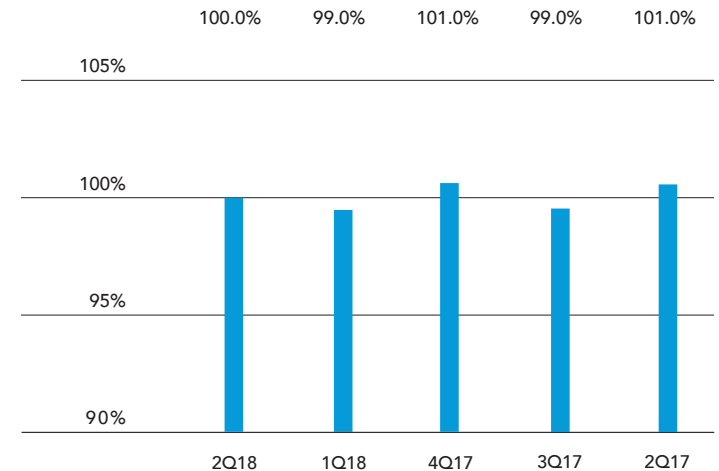
NUMBER OF SALES



TIME ON THE MARKET



ASKING VS. SELLING PRICE



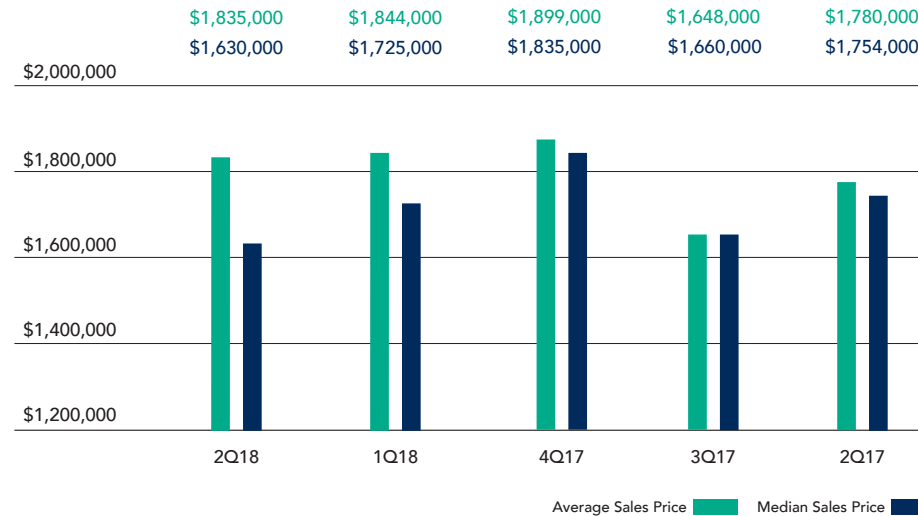
Hoboken

TOWNHOUSES (1-4 UNITS)

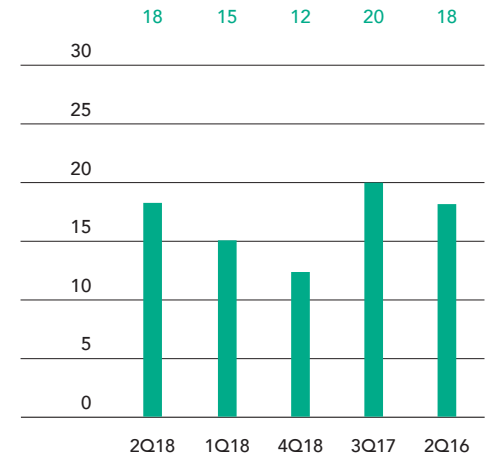
The average sale price of Hoboken townhouses was \$1,835,000, a moderate increase of 3% over the same period the prior year. The median sale price decreased 7% compared to the 2nd quarter of 2018 ending at \$1,630,000.

Closed sales remained constant this quarter at 18 closed sales with an average of 44 days on market and sellers receiving approximately 97% of asking price.

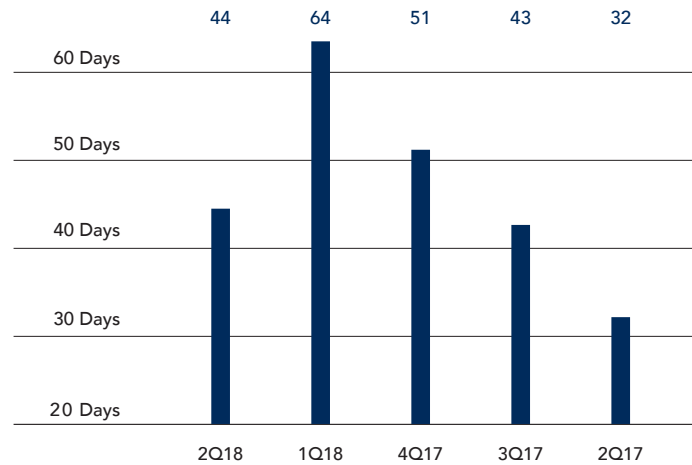
AVERAGE AND MEDIAN SALES PRICE



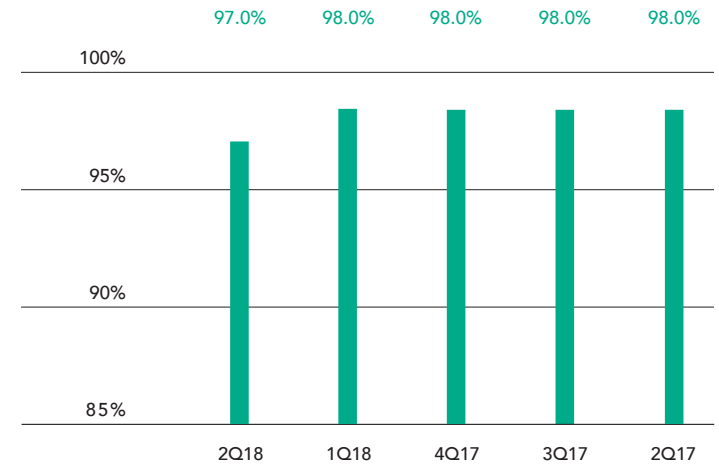
NUMBER OF SALES



TIME ON THE MARKET



ASKING VS. SELLING PRICE



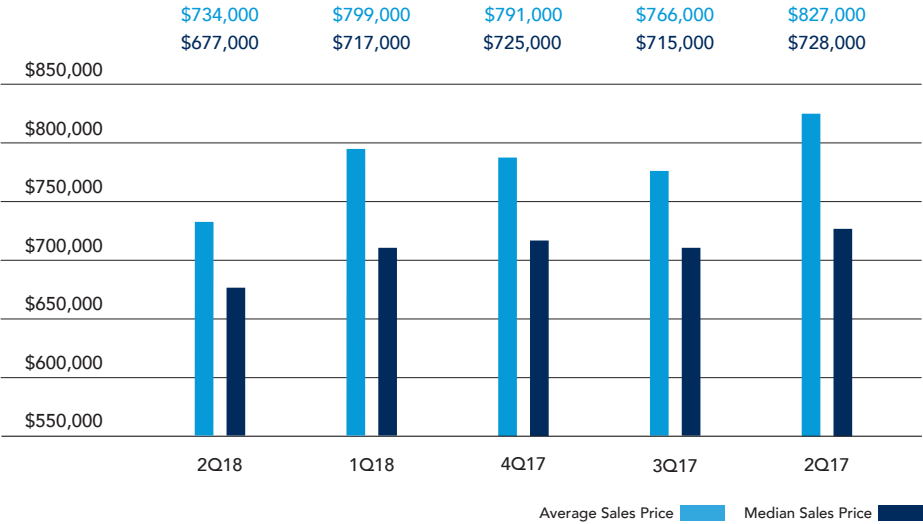
Downtown Jersey City

ALL APARTMENTS

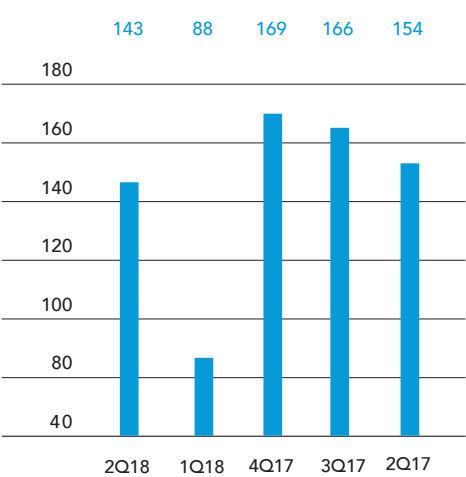
The average sale price of Apartments in Downtown Jersey City was \$734,000, a 11% decrease comparing with the same period last year. The median price also declined at 7%, ending at \$677,000.

The number of closed sales was lower than prior year, with 143 closed transactions. Sellers received 99% of their asking price with an average of 34 days on market.

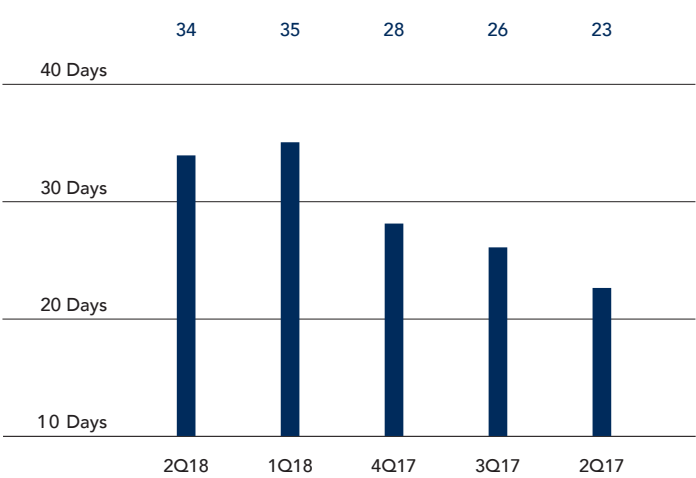
AVERAGE AND MEDIAN SALES PRICE



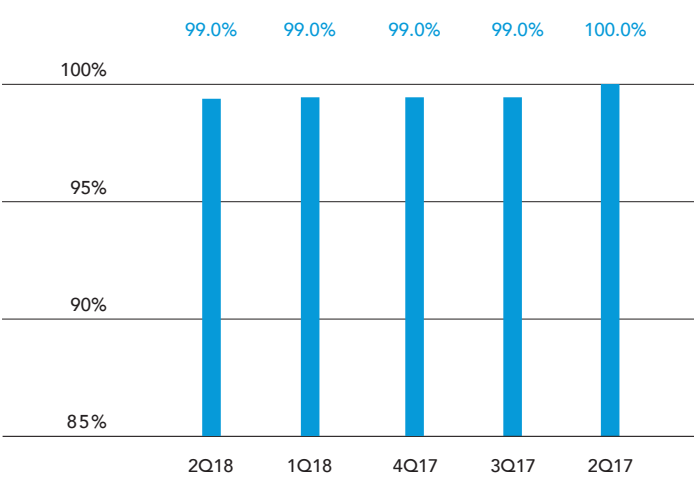
NUMBER OF SALES



TIME ON THE MARKET



ASKING VS. SELLING PRICE



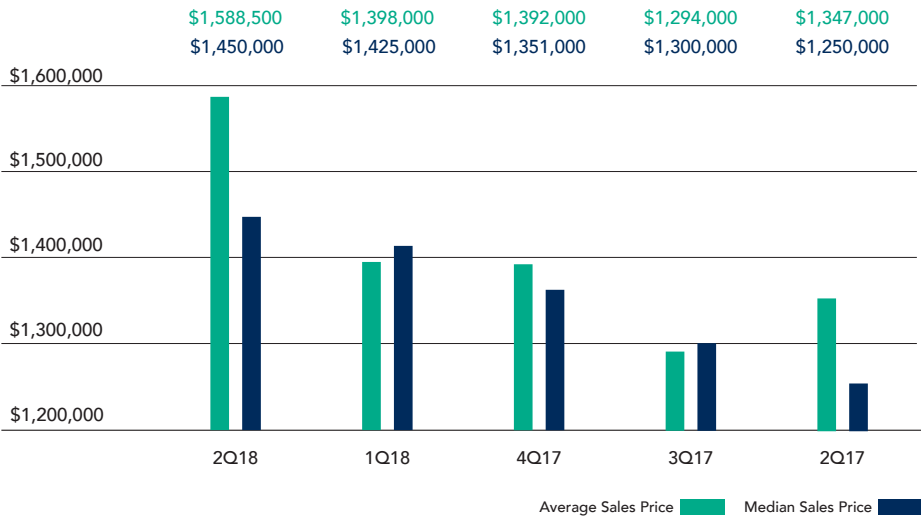
Downtown Jersey City

TOWNHOUSES (1-4 UNITS)

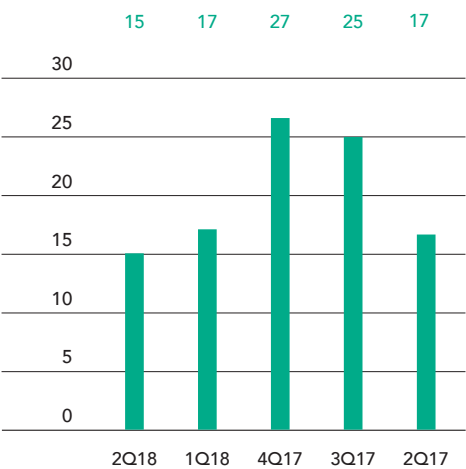
The average sale price of Downtown Jersey City townhouses was \$1,588,500 versus \$1,347,000 last year, a significant 18% increase from the same period last year. The median sale price also rose 16% reaching \$1,450,000.

There were 15 closed sales or 12% fewer transactions this period with an average of 38 days on market and sellers receiving 98% of asking price.

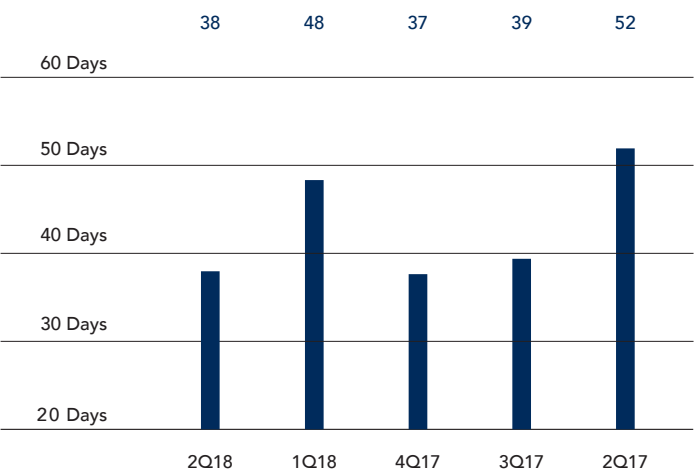
AVERAGE AND MEDIAN SALES PRICE



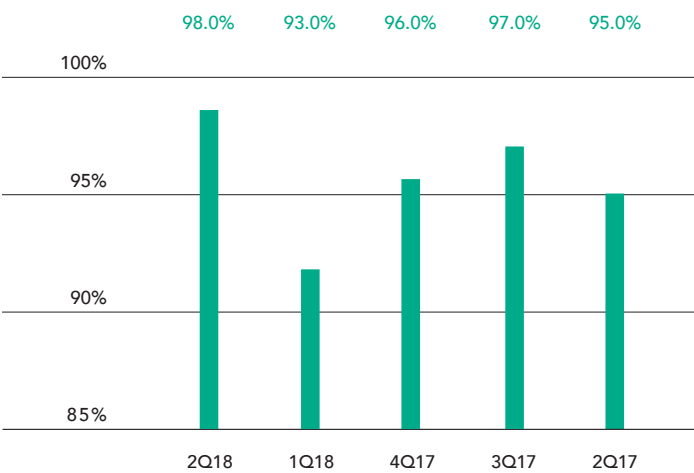
NUMBER OF SALES



TIME ON THE MARKET



ASKING VS. SELLING PRICE



HALSTEAD

REAL ESTATE

OFFICES

MANHATTAN PARK AVENUE

499 Park Avenue
New York, NY 10022
212.734.0010

EAST SIDE

770 Lexington Avenue
New York, NY 10065
212.317.7800

WEST SIDE

408 Columbus Avenue
New York, NY 10024
212.769.3000

VILLAGE

831 Broadway
New York, NY 10003
212.381.6500

SOHO

451 West Broadway
New York, NY 10012
212.381.4200

HARLEM

2169 Frederick Douglass Boulevard
New York, NY 10026
212.381.2570

WASHINGTON HEIGHTS

819 West 187th Street
New York, NY 10033
212.381.2452

BRONX RIVERDALE JOHNSON

3531 Johnson Avenue
Riverdale, NY 10463
718.878.1700

RIVERDALE MOSHOLU

5626 Mosholu Avenue
Riverdale, NY 10471
718.549.4116

BROOKLYN BROOKLYN HEIGHTS

122 Montague Street
Brooklyn, NY 11201
718.613.2000

NORTH SLOPE

76 Seventh Avenue
Brooklyn, NY 11217
718.399.2222

PARK SLOPE

160 7th Avenue
Brooklyn, NY 11215
718.878.1960

COBBLE HILL

162 Court Street
Brooklyn, NY 11201
718.613.2020

BEDFORD STUYVESANT

316 Stuyvesant Avenue
Brooklyn, NY 11233
718.613.2800

BEDFORD STUYVESANT

1191 Bedford Avenue
Brooklyn, NY 11216
N/A

SOUTH SLOPE

1214 8th Avenue
Brooklyn, NY 11215
718.878.1888

FORT GREENE

725 Fulton Street
Brooklyn, NY 1127
718.613.2800

HUDSON VALLEY HUDSON

526 Warren Street
Hudson, NY 12534
518.828.0181

CONNECTICUT DARIEN

671 Boston Post Road
Darien, CT 06820
203.655.1418

NEW CANAAN - ELM STREET

183 Elm Street
New Canaan, CT 06840
203.966.7800

NEW CANAAN - SOUTH AVENUE

6 South Avenue
New Canaan, CT 06840
203.966.7772

ROWAYTON

140 Rowayton Avenue
Rowayton, CT 06853
203.655.1418

GREENWICH

125 Mason Street
Greenwich, CT 06830
203.869.8100

STAMFORD

1099 High Ridge Road
Stamford, CT 06905
203.329.8801

WESTPORT

379 Post Road East
Westport, CT 06880
203.221.0666

WILTON

21 River Road
Wilton, CT 06897
203.762.8118

QUEENS LONG ISLAND CITY

47-12 Vernon Boulevard
Queens, NY 1110
718.878.1800

NEW JERSEY HOBOKEN

200 Washington Street
Hoboken, NJ 07030
201.478.6700

MONTCLAIR

635 Valley Road,
Montclair, NJ 07030
973.744.6033

HAMPTONS EAST HAMPTON

2 Newtown Lane
East Hampton, NY 11937
631.324.6100

SOUTHAMPTON

31 Main Street
Southampton, NY 11968
631.283.2883

CORPORATE COMMERCIAL SALES

770 Lexington Avenue
New York, NY 10065
212.381.3208

DEVELOPMENT MARKETING

445 Park Avenue
New York, NY 10022
212.521.5703

GLOBAL SERVICES

770 Lexington Avenue
New York, NY 10065
212.381.6521

MANAGEMENT COMPANY

770 Lexington Avenue, 7th floor
New York, NY, 10065
212.508.7272

Halstead Property, LLC.

Data is sourced from
the Hudson County MLS.

©2018 by Halstead Property New Jersey, LLC. All Rights Reserved. This information may not be copied, commercially used or distributed without Halstead Property's prior consent. While information is believed true, no guaranty is made of accuracy.



Cover Property Web# 18559408

Visit halstead.com for access to all of our reports, listings, neighborhood information and more.