



Data Highlights

Cover Property: halstead.com WEB# 13272622

Apartment prices averaged **5%** more than a year ago



halstead.com WEB# 14366197



halstead.com WEB# 14499252

The median apartment price rose **10%** to \$573,000

Townhouse prices were **5%** higher than 1Q15

All Brooklyn

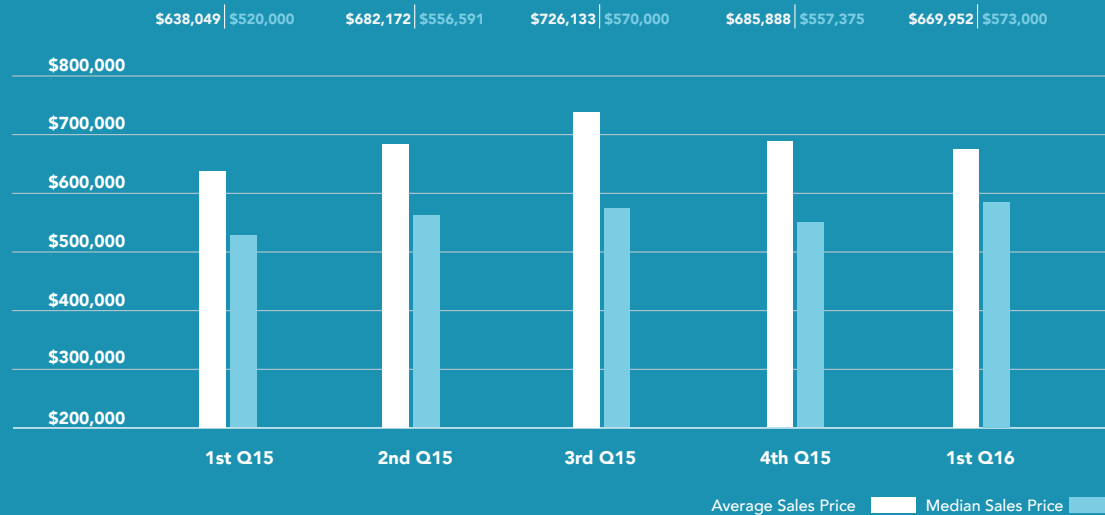
COOPERATIVES & CONDOMINIUMS*

The average price rose **5%** and median price 10% from 1Q15

Co-op prices per room averaged **17%** more than a year ago

COOPERATIVES & CONDOMINIUMS

Average & Median Sales Price



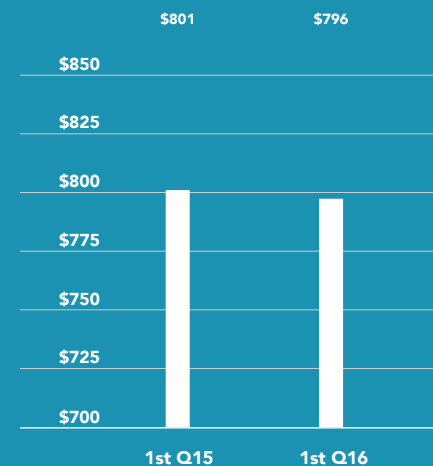
COOPERATIVE

Average Price Per Room



CONDOMINIUM

Average Price Per Square Foot



* Includes new development and resale apartments.

1Q16 data is preliminary and subject to revision in future reports. Data from the prior four quarters has been revised to include sales recorded after our initial reports were released.

All Brooklyn

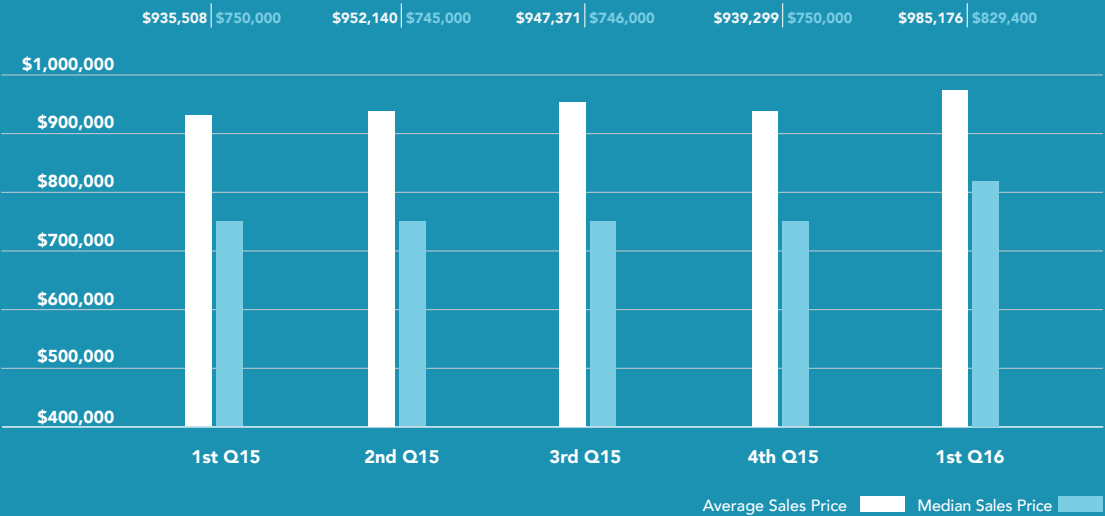
1-4 FAMILY HOUSES

Both the average and median price were higher than a year ago

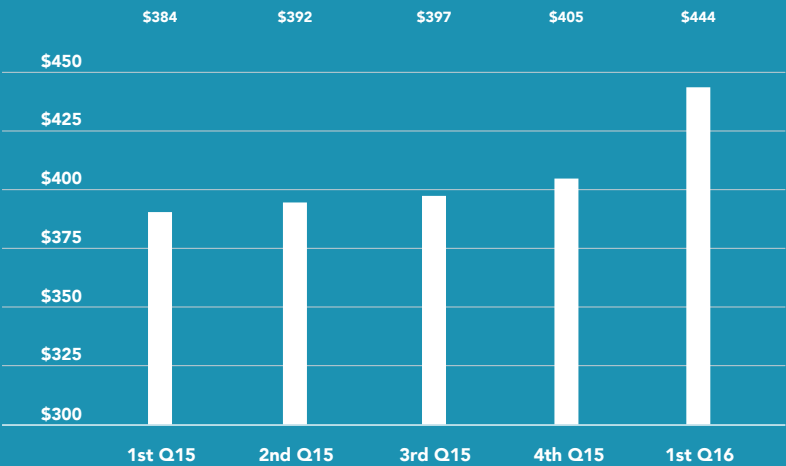
The average price per square foot rose

16% to \$444

AVERAGE & MEDIAN SALES PRICE



AVERAGE PRICE PER SQUARE FOOT



Brooklyn Market Areas

BROWNSTONE

Boerum Hill
Brooklyn Heights
Carroll Gardens
Clinton Hill
Cobble Hill
Columbia Street Waterfront District
Ditmas Park
Downtown Brooklyn
Dumbo
Fort Greene
Gowanus
Greenwood Heights
Park Slope
Prospect Heights
Prospect Park South
Prospect-Lefferts Gardens
Red Hook
South Slope
Vinegar Hill
Windsor Terrace

CENTRAL

Bedford Stuyvesant
Bushwick
Crown Heights
Stuyvesant Heights
Brownsville
East New York

NORTH

East Williamsburg
Greenpoint
Williamsburg North Side
Williamsburg South Side

SOUTH

Bath Beach
Bay Ridge
Bensonhurst
Bergen Beach
Borough Park
Brighton Beach
Canarsie
Coney Island
Dyker Heights
East Flatbush
Flatbush
Flatlands
Gerritsen Beach
Gravesend
Kensington
Manhattan Beach
Marine Park
Midwood
Mill Basin
Seagate
Sheepshead Bay
Sunset Park



N

page 8

B

page 6

C

page 10

S

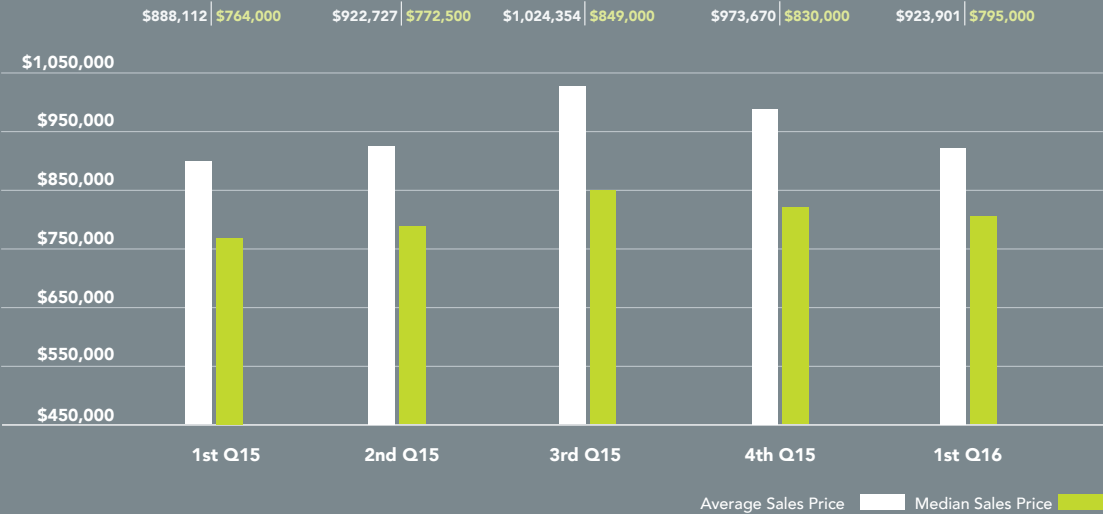
page 12

Brownstone Brooklyn

COOPERATIVES & CONDOMINIUMS

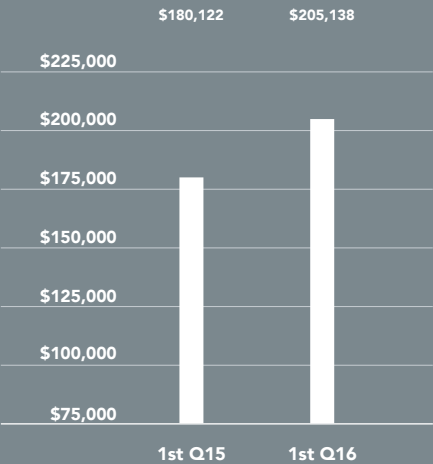
COOPERATIVES & CONDOMINIUMS

Average & Median Sales Price



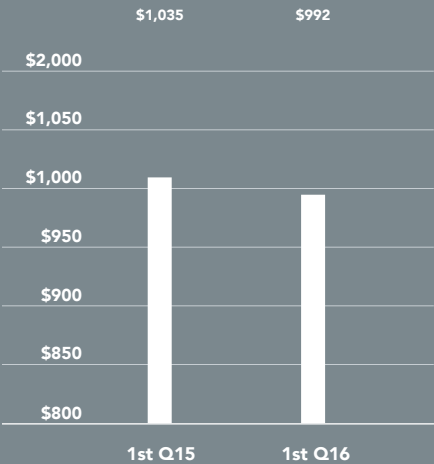
COOPERATIVE

Average Price Per Room



CONDOMINIUM

Average Price Per Square Foot



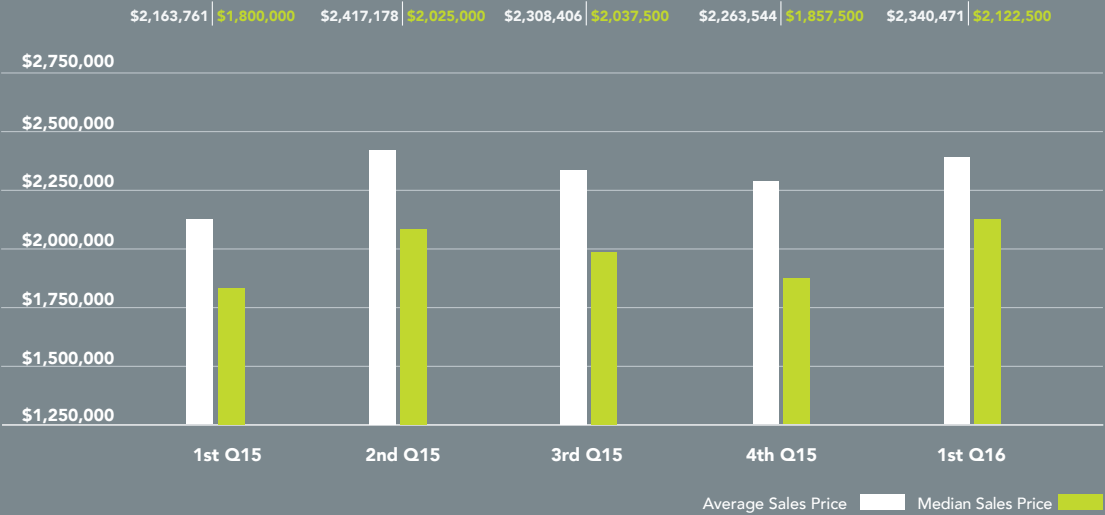
Brownstone Brooklyn

1-4 FAMILY HOUSES

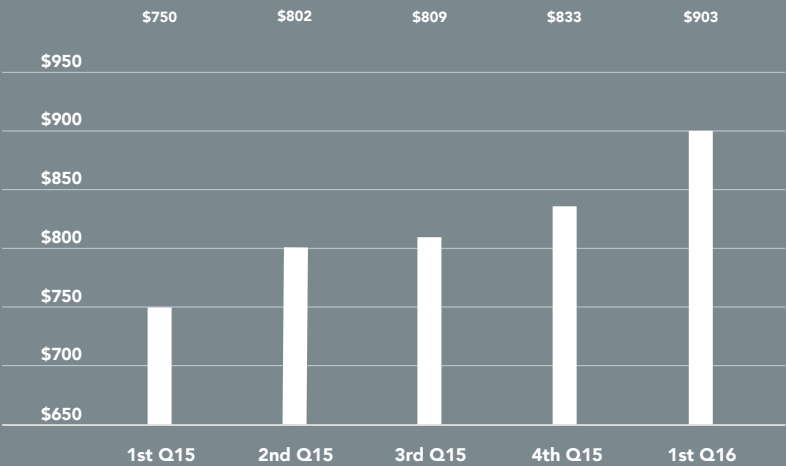
The median price of \$2,122,500 was **18%** higher than 1Q15

At \$903, the average price per square foot was up **20%** from a year ago

AVERAGE & MEDIAN SALES PRICE



AVERAGE PRICE PER SQUARE FOOT



North Brooklyn

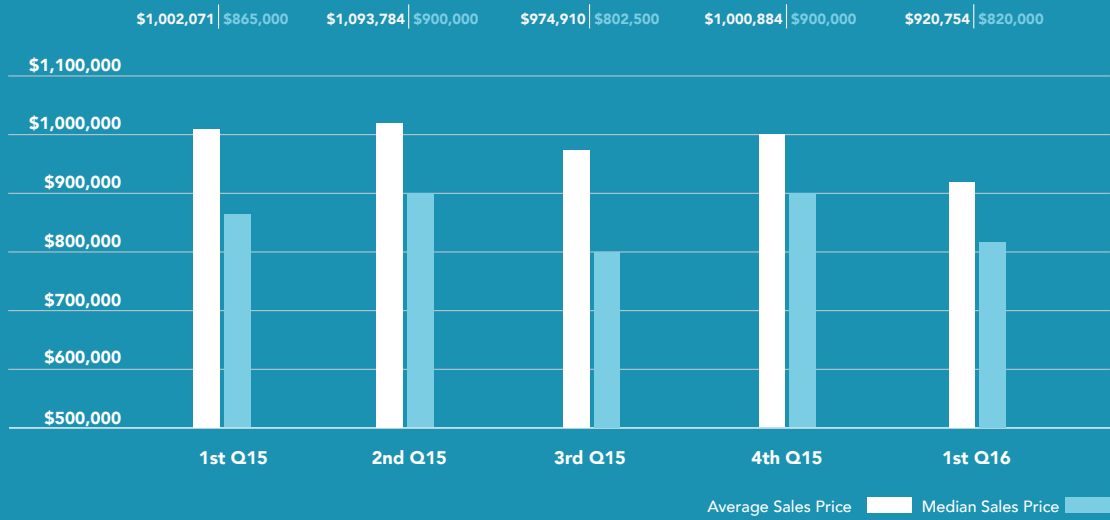
COOPERATIVES & CONDOMINIUMS

Both the average and median apartment price were lower than a year ago

The average condo price per square foot fell slightly from 1Q15

COOPERATIVES & CONDOMINIUMS

Average & Median Sales Price



CONDOMINIUM

Average Price Per Square Foot



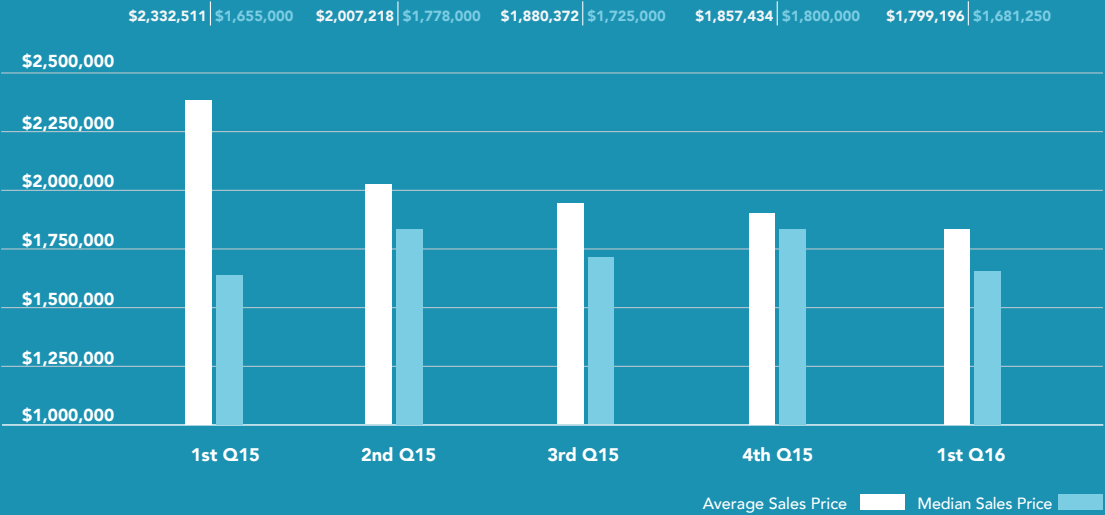
North Brooklyn

1-4 FAMILY HOUSES

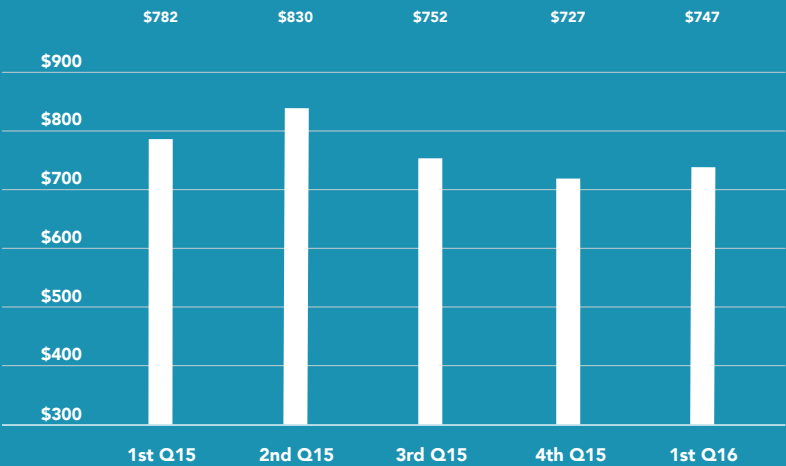
While the average price was lower, the median price was **2%** higher than 1Q15

The average price per square foot fell **4%** to \$747

AVERAGE & MEDIAN SALES PRICE



AVERAGE PRICE PER SQUARE FOOT



Central Brooklyn

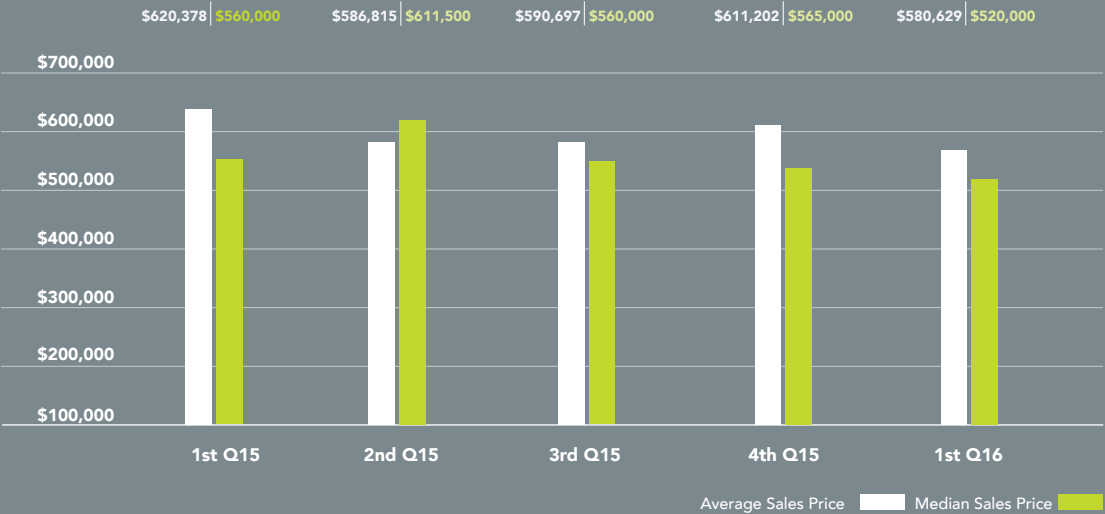
COOPERATIVES & CONDOMINIUMS

The average price for all apartments
fell **6%** from last year to
\$580,629

Condo prices per square foot were
10% higher than a year ago

COOPERATIVES & CONDOMINIUMS

Average & Median Sales Price



CONDOMINIUM

Average Price Per Square Foot



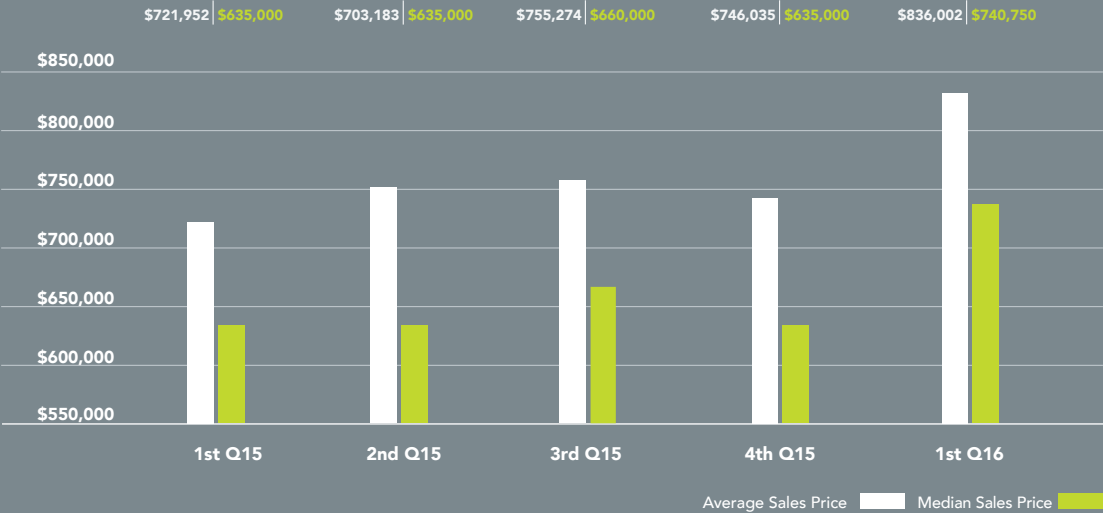
Central Brooklyn

1-4 FAMILY HOUSES

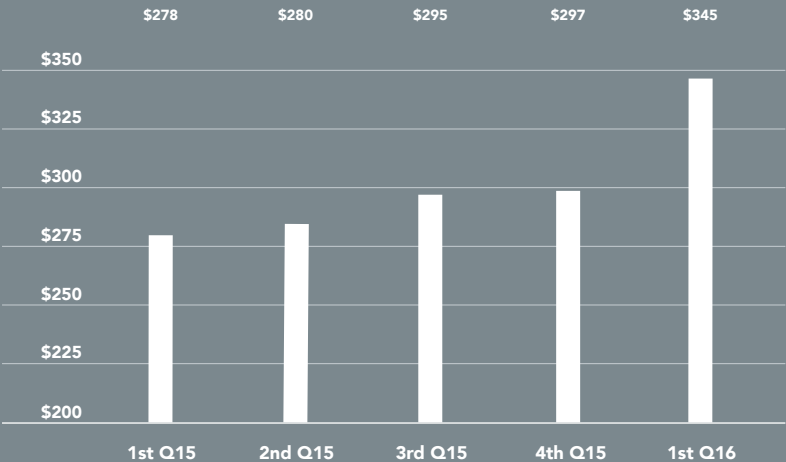
Townhouse prices averaged
16% more than a year
ago

The median price rose
17%

AVERAGE & MEDIAN SALES PRICE



AVERAGE PRICE PER SQUARE FOOT



South Brooklyn

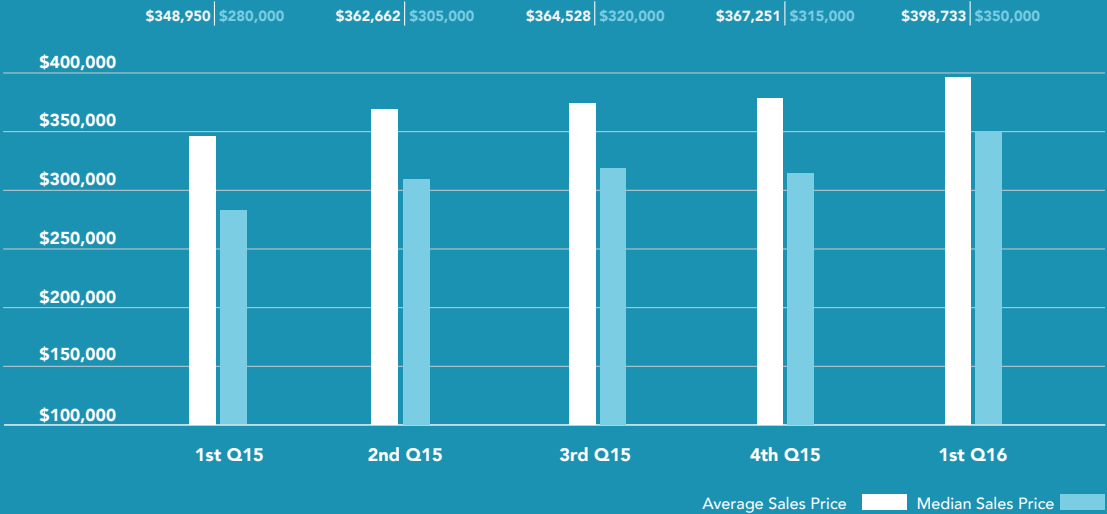
COOPERATIVES & CONDOMINIUMS

Strong gains were posted over the past year in the both the average and median price

Co-op prices per room averaged **28%** more than a year ago

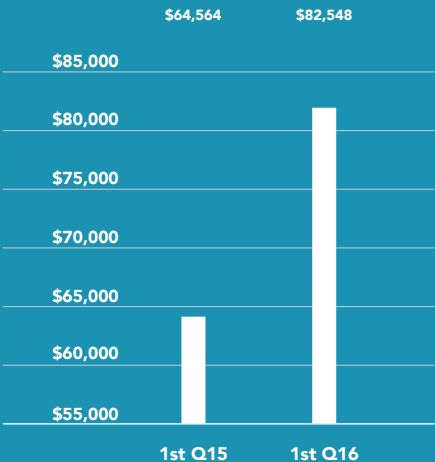
COOPERATIVES & CONDOMINIUMS

Average & Median Sales Price



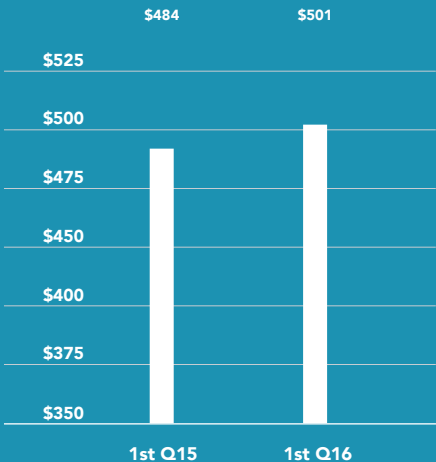
COOPERATIVE

Average Price Per Room



CONDOMINIUM

Average Price Per Square Foot



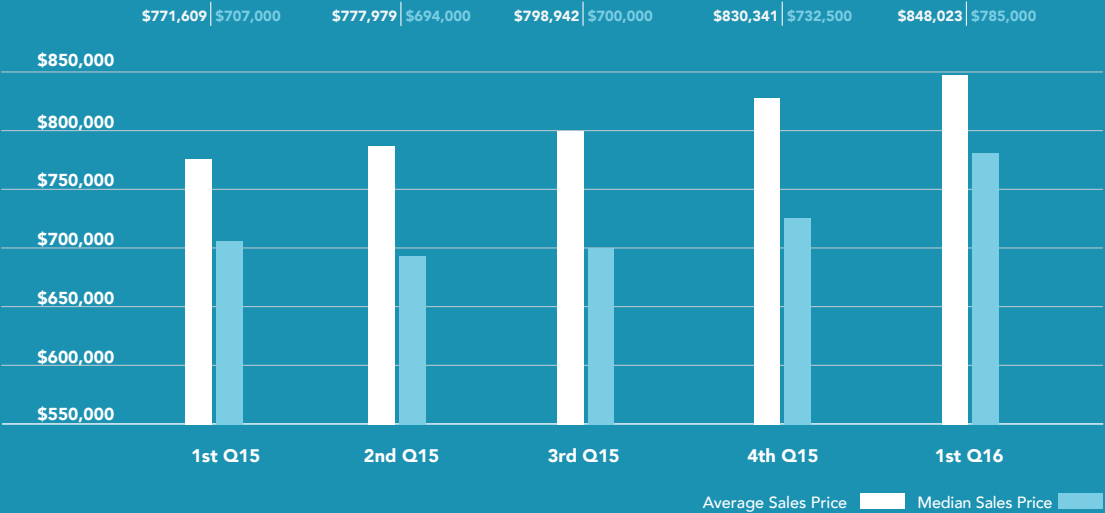
South Brooklyn

1-4 FAMILY HOUSES

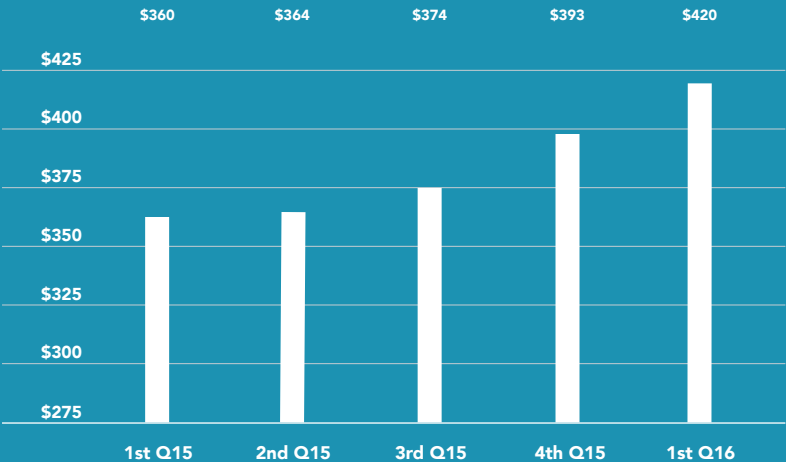
Townhouses prices averaged
10% more than 1Q15

The median price of \$785,000 was
11% higher than a year ago

AVERAGE & MEDIAN SALES PRICE



AVERAGE PRICE PER SQUARE FOOT





OFFICES

MANHATTAN PARK AVENUE

499 Park Avenue
New York, NY 10022
212.734.0010

EAST SIDE

770 Lexington Avenue
New York, NY 10065
212.317.7800

WEST SIDE

408 Columbus Avenue
New York, NY 10024
212.769.3000

VILLAGE

831 Broadway
New York, NY 10003
212.253.9300

SOHO

451 West Broadway
New York, NY 10012
212.253.9300

HARLEM

2169 Frederick Douglass Boulevard
New York, NY 10026
212.381.2570

WASHINGTON HEIGHTS

819 West 187th Street
New York, NY 10033
212.928.3805

RIVERDALE

RIVERDALE JOHNSON

3531 Johnson Avenue
Riverdale, NY 10463
718.878.1700

RIVERDALE MOSHOLU

5626 Mosholu Avenue
Riverdale, NY 10471
718.549.4116

BROOKLYN BROOKLYN HEIGHTS

150 Montague Street
Brooklyn, NY 11201
718.613.2000

BOERUM HILL

495 Atlantic Avenue
Brooklyn, NY 11217
718.613.2090

PARK SLOPE

76 Seventh Avenue
Brooklyn, NY 11217
718.399.2222

PARK SLOPE

244 Fifth Avenue
Brooklyn, NY 11215
718.622.9300

COBBLE HILL

162 Court Street
Brooklyn, NY 11201
718.613.2020

BEDFORD STUYVESANT

316 Stuyvesant Avenue
Brooklyn, NY 11233
718.613.2800

HUDSON VALLEY HUDSON

526 Warren Street
Hudson, NY 12534
518.828.0181

NEW JERSEY HOBOKEN

200 Washington Street
Hoboken, NJ 07030
201.478.6700

MONTCLAIR

635 Valley Road,
Montclair, NJ 07030
973.744.6033

CONNECTICUT DARIEN

671 Boston Post Road
Darien, CT 06820
203.655.1418

NEW CANAAN - ELM STREET

183 Elm Street
New Canaan, CT 06840
203.966.7800

NEW CANAAN - SOUTH AVENUE

6 South Avenue
New Canaan, CT 06840
203.966.7772

ROWAYTON

140 Rowayton Avenue
Rowayton, CT 06853
203.655.1418

GREENWICH

125 Mason Street
Greenwich, CT 06830
203.869.8100

STAMFORD

1099 High Ridge Road
Stamford, CT 06905
203.329.8801

WESTPORT

379 Post Road East
Westport, CT 06880
203.221.0666

WILTON

21 River Road
Wilton, CT 06897
203.762.8118

QUEENS LONG ISLAND CITY

47-12 Vernon Boulevard
Queens, NY 1110
718.878.1800

HAMPTONS EAST HAMPTON

2 Newtown Lane
East Hampton, NY 11937
631.324.6100

SOUTHAMPTON

31 Main Street
Southampton, NY 11968
631.283.2883

CORPORATE COMMERCIAL SALES

770 Lexington Avenue
New York, NY 10065
212.381.3208

DEVELOPMENT MARKETING

445 Park Avenue
New York, NY 10022
212.253.9300

GLOBAL SERVICES

770 Lexington Avenue
New York, NY 10065
800.765.2692 x6521

Prepared by Gregory Heym,
Chief Economist,
Halstead Property, LLC.

©2016 by Halstead Property, LLC. All Rights Reserved. This information may not be copied, commercially used or distributed without Halstead Property's prior consent. While information is believed true, no guaranty is made of accuracy.