



Data Highlights

Cover Property: halstead.com WEB# 18328416

A slowdown in new development closings brought the average apartment price down to \$835,800 in Brooklyn.



halstead.com WEB# 18327577



halstead.com WEB# 18333604

The average price for a resale apartment rose slightly in Brooklyn from the first quarter of 2017.

Brooklyn townhouse prices averaged \$1,156,060 in the first quarter, a 7% improvement from a year ago.

All Brooklyn

COOPERATIVES & CONDOMINIUMS*

Fewer new development closings led to a decline in the average apartment price from a year ago.

Co-op prices were higher, averaging \$150,406 per room.

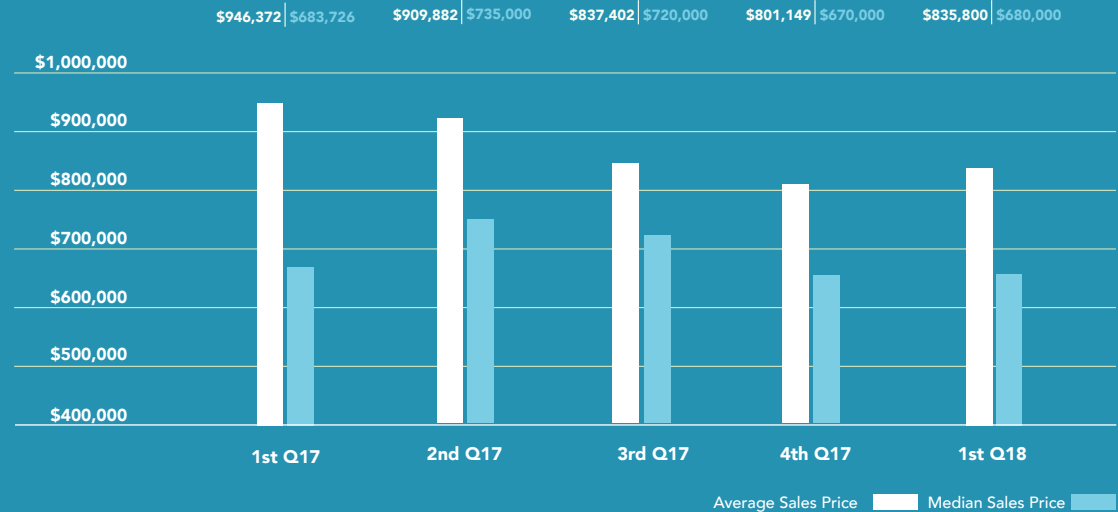


Halstead.com WEB# 11970866

* Includes new development and resale apartments.
1Q18 data is preliminary and subject to revision in future reports. Data from the prior four quarters has been revised to include sales recorded after our initial reports were released.

COOPERATIVES & CONDOMINIUMS

Average & Median Sales Price



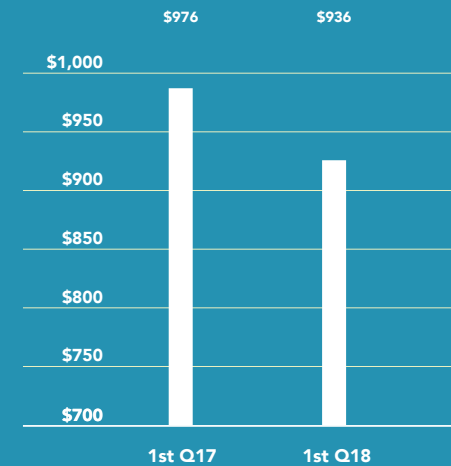
COOPERATIVE

Average Price Per Room



CONDOMINIUM

Average Price Per Square Foot



All Brooklyn

1-4 FAMILY HOUSES

The average townhouse price rose

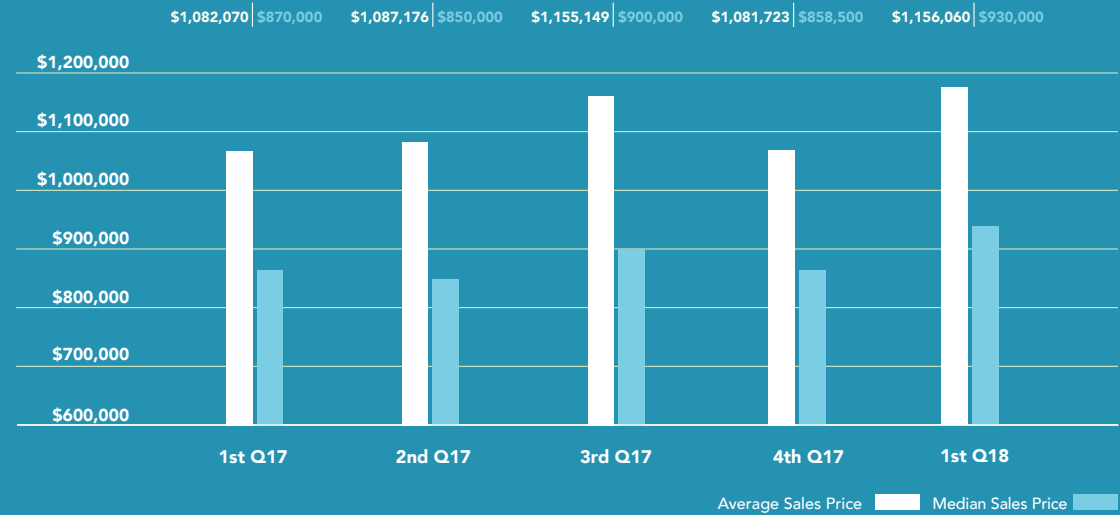
7% in Brooklyn over the past year to
\$1,156,060.

A 7% increase was also
posted in the median townhouse price.

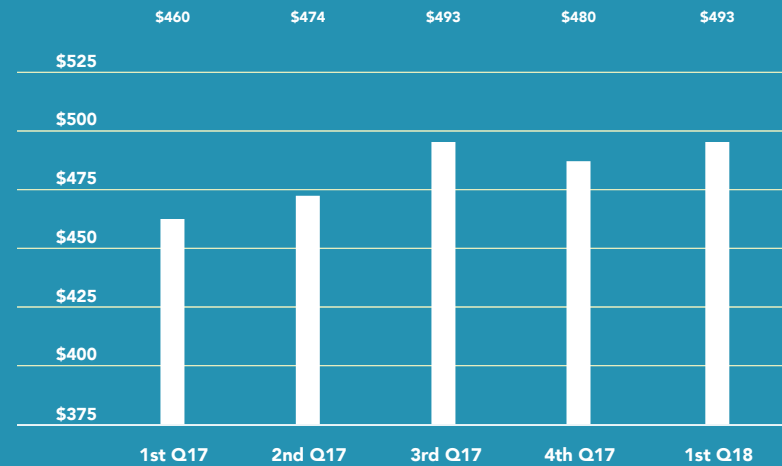


Halstead.com WEB# 18231103

AVERAGE & MEDIAN SALES PRICE



AVERAGE PRICE PER SQUARE FOOT



Brooklyn Market Areas

BROWNSTONE

- Boerum Hill
- Brooklyn Heights
- Carroll Gardens
- Clinton Hill
- Cobble Hill
- Columbia Street Waterfront District
- Ditmas Park
- Downtown Brooklyn
- Dumbo
- Fort Greene
- Gowanus
- Greenwood Heights
- Park Slope
- Prospect Heights
- Prospect Park South
- Prospect-Lefferts Gardens
- Red Hook
- South Slope
- Vinegar Hill
- Windsor Terrace

CENTRAL


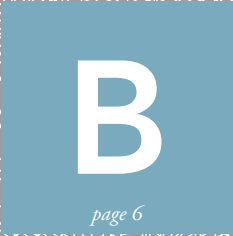

- Bedford-Stuyvesant
- Brownsville
- Bushwick
- Crown Heights
- East New York
- Stuyvesant Heights

NORTH

- East Williamsburg
- Greenpoint
- Williamsburg North Side
- Williamsburg South Side

SOUTH

- Bath Beach
- Bay Ridge
- Bensonhurst
- Bergen Beach
- Borough Park
- Brighton Beach
- Canarsie
- Coney Island
- Dyker Heights
- East Flatbush
- Flatbush
- Flatlands
- Gerritsen Beach
- Gravesend
- Kensington
- Manhattan Beach
- Marine Park
- Midwood
- Mill Basin
- Sea Gate
- Sheepshead Bay
- Sunset Park



Brownstone Brooklyn

COOPERATIVES & CONDOMINIUMS

While resale **prices** rose slightly,
the average price for all apartments
fell due to a sharp decline in new
development closings.

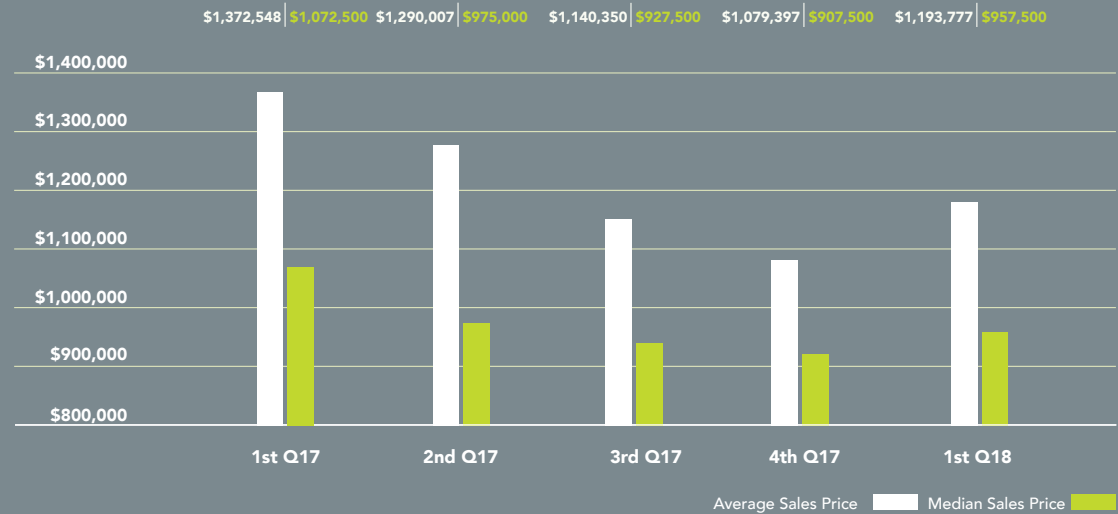
Co-op prices averaged \$229,742 per
room, a **12%** improvement from
2017's first quarter.



Halstead.com WEB# 11971075

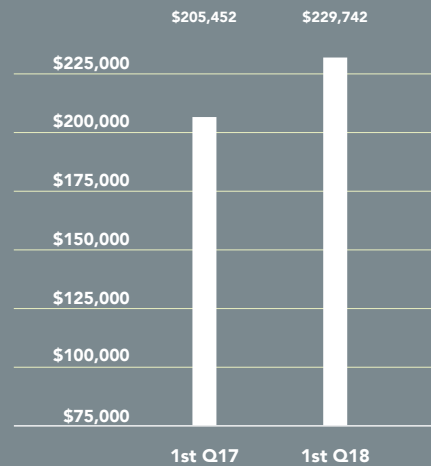
COOPERATIVES & CONDOMINIUMS

Average & Median Sales Price



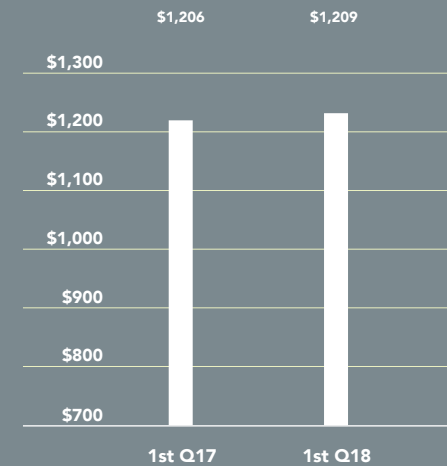
COOPERATIVE

Average Price Per Room



CONDOMINIUM

Average Price Per Square Foot



Brownstone Brooklyn

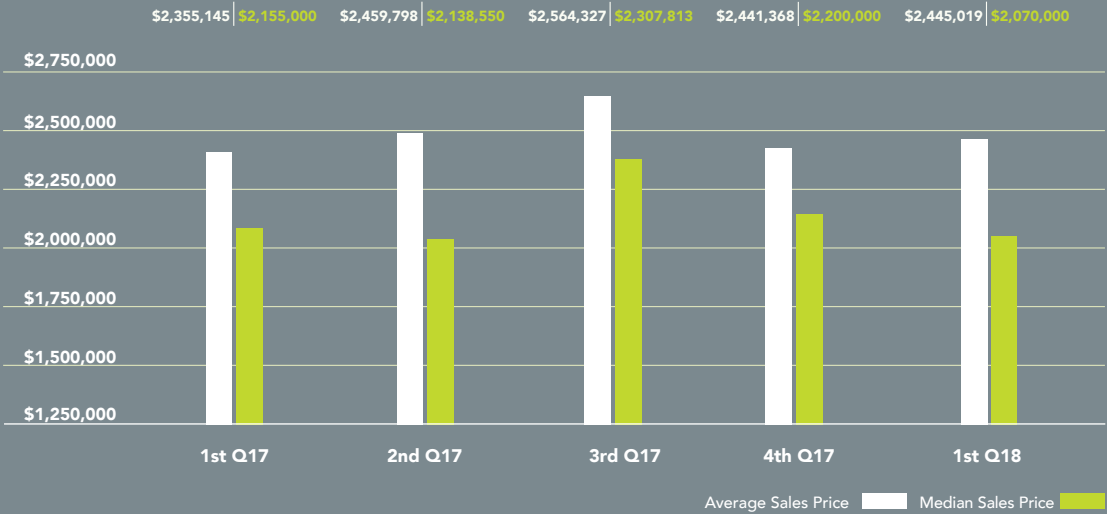
1-4 FAMILY HOUSES

The average townhouse price
rose **4%** over the past year to
\$2,445,019.

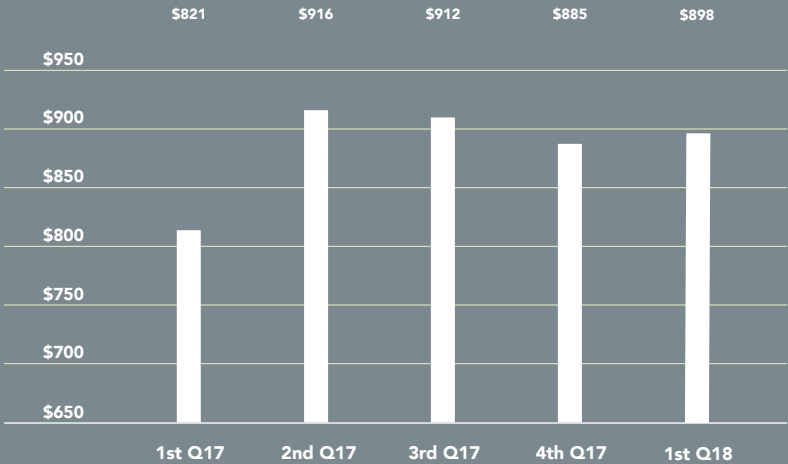


Halstead.com WEB# 17718856

AVERAGE & MEDIAN SALES PRICE



AVERAGE PRICE PER SQUARE FOOT



North Brooklyn

COOPERATIVES & CONDOMINIUMS

Apartment prices averaged
\$1,134,048 in North Brooklyn,
2% more than a year ago.

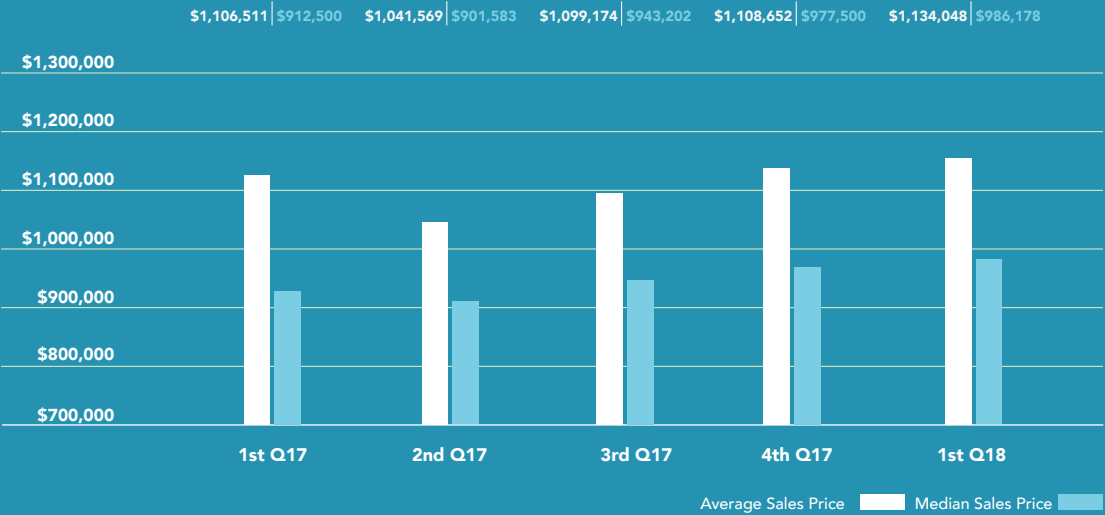
The median price posted an 8%
gain compared to the first
quarter of 2017.



Halstead.com WEB# 17765539

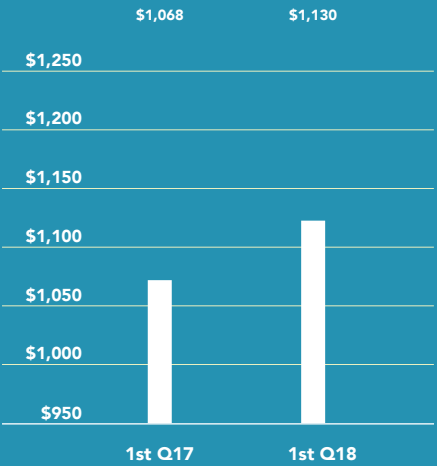
COOPERATIVES & CONDOMINIUMS

Average & Median Sales Price



CONDOMINIUM

Average Price Per Square Foot

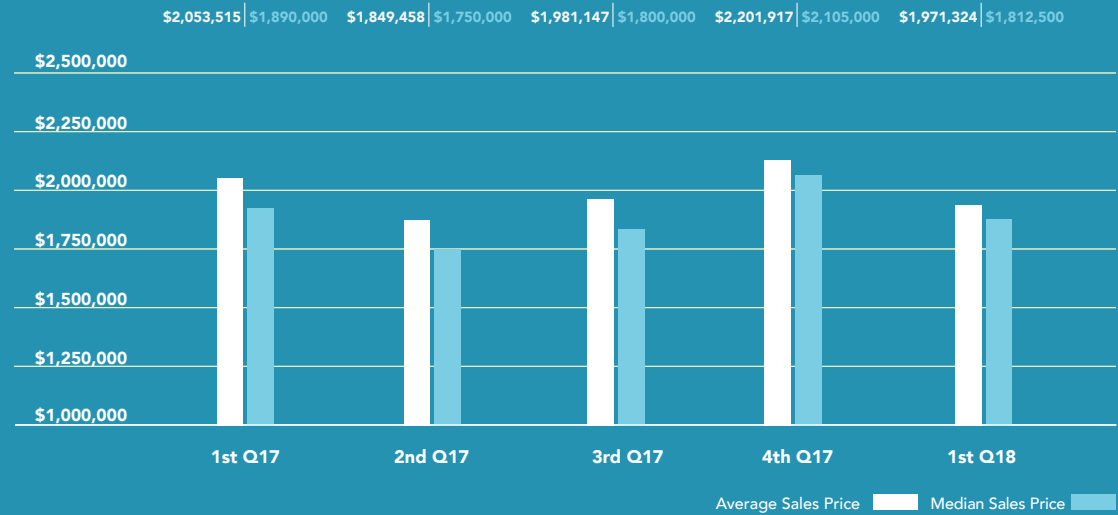


North Brooklyn

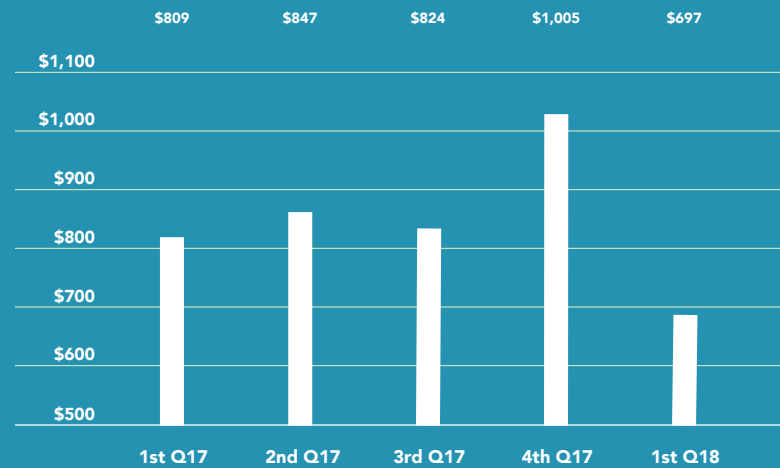
1-4 FAMILY HOUSES

Both the **average** and median townhouse prices fell 4% from the first quarter of 2017.

AVERAGE & MEDIAN SALES PRICE



AVERAGE PRICE PER SQUARE FOOT



Halstead.com WEB# 18203120

Central Brooklyn

COOPERATIVES & CONDOMINIUMS

Apartment prices averaged 13% more than a year ago, reaching \$724,481.

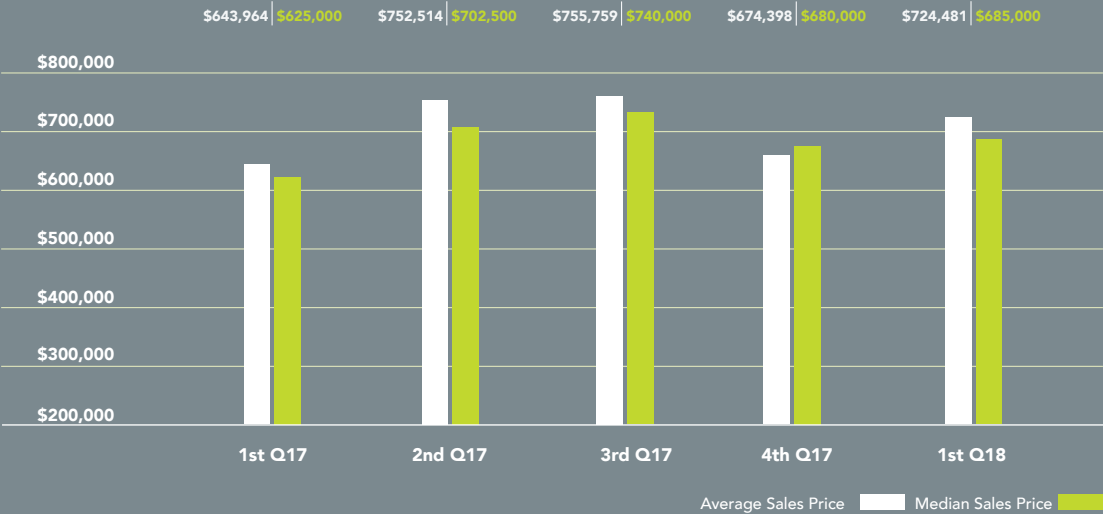
The average condo price rose from \$684, to \$761 per square foot over the past year.



Halstead.com WEB# 18047608

COOPERATIVES & CONDOMINIUMS

Average & Median Sales Price



CONDOMINIUM

Average Price Per Square Foot



Central Brooklyn

1-4 FAMILY HOUSES

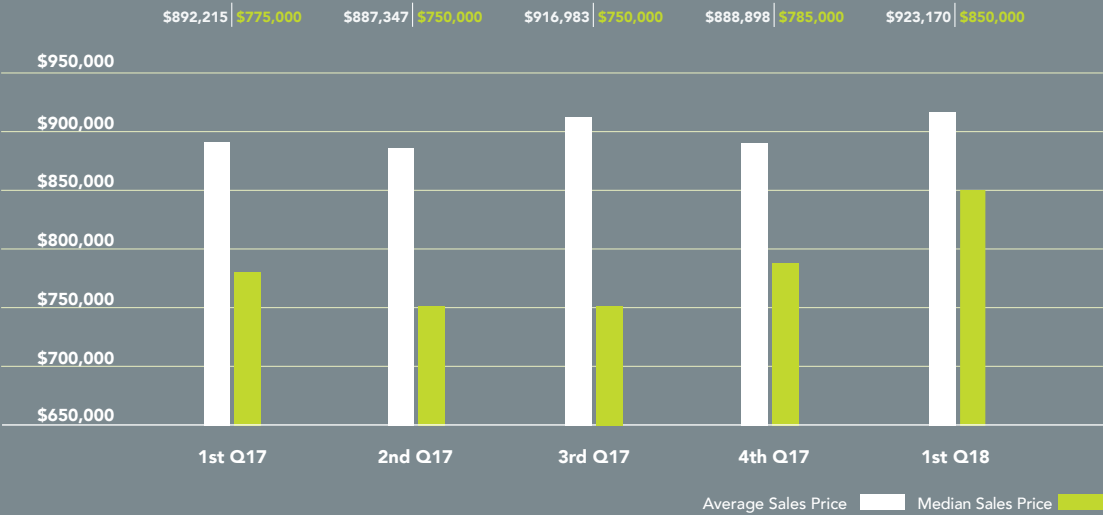
The average townhouse price of

\$923,170 was 3% higher than
a year ago.

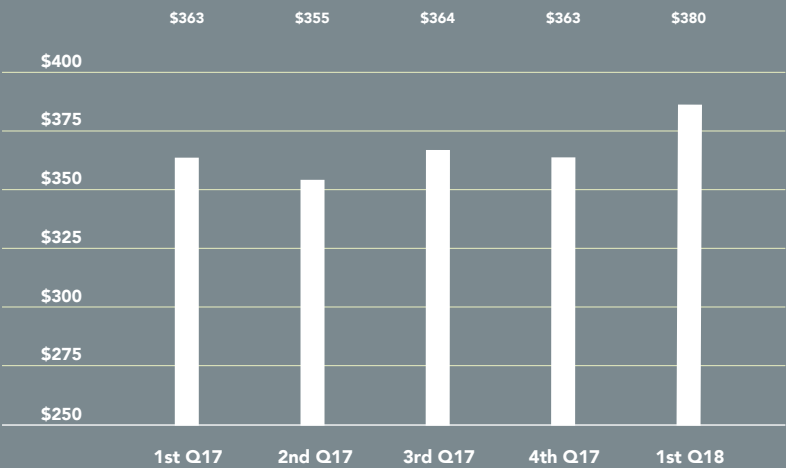


Halstead.com WEB# 18242430

AVERAGE & MEDIAN SALES PRICE



AVERAGE PRICE PER SQUARE FOOT



South Brooklyn

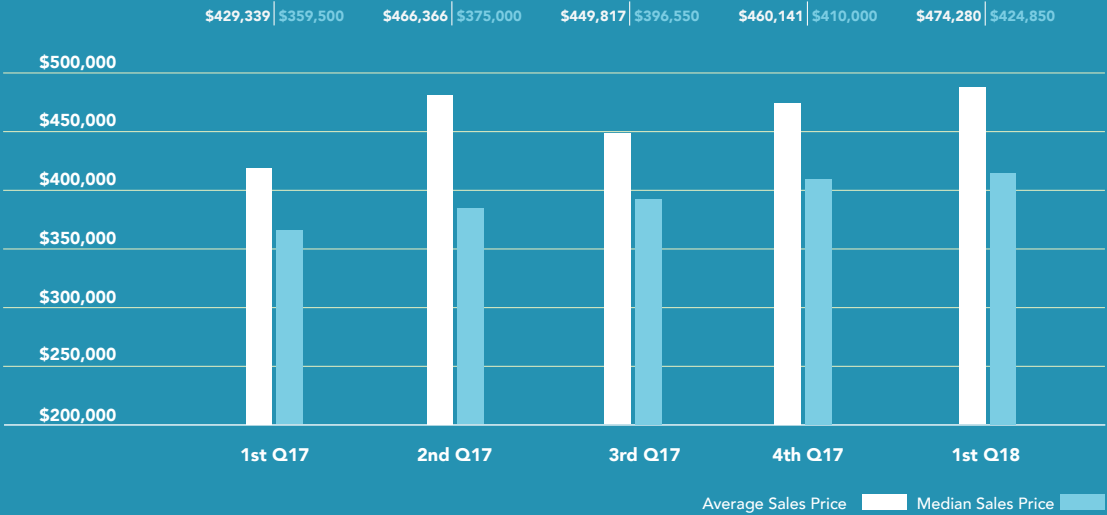
COOPERATIVES & CONDOMINIUMS

At \$474,280, the average apartment price was 10% higher than a year ago.

Co-ops saw the largest pricing gains, with their average price per room rising 14%.

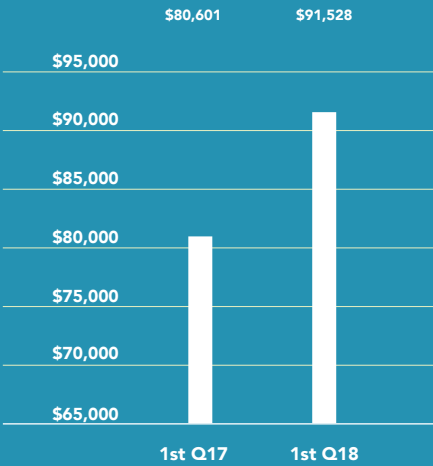
COOPERATIVES & CONDOMINIUMS

Average & Median Sales Price



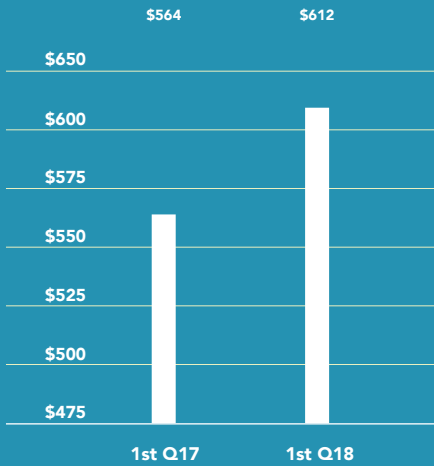
COOPERATIVE

Average Price Per Room



CONDOMINIUM

Average Price Per Square Foot



South Brooklyn

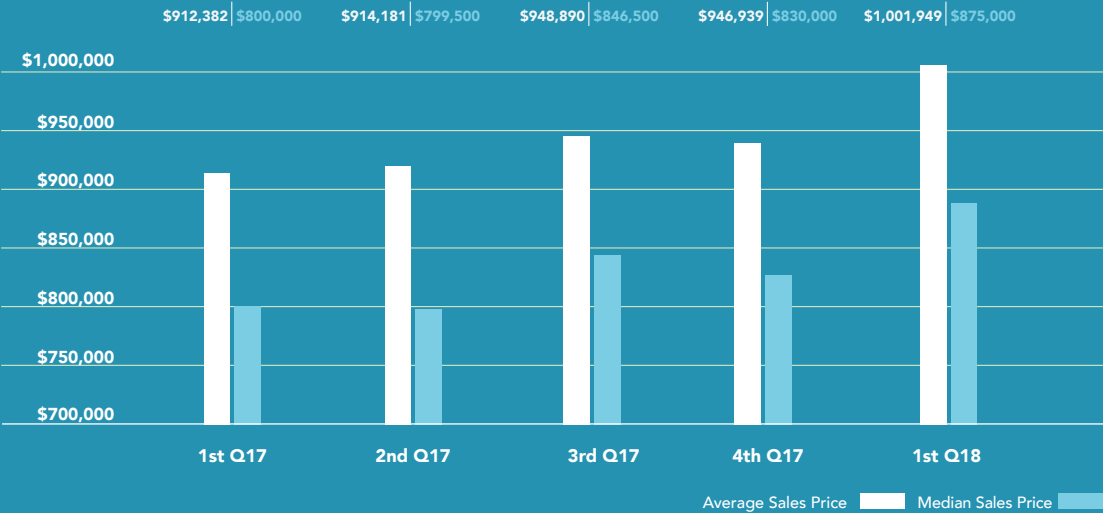
1-4 FAMILY HOUSES

The average townhouse price crossed the \$1 million mark for the first time ever in South Brooklyn.

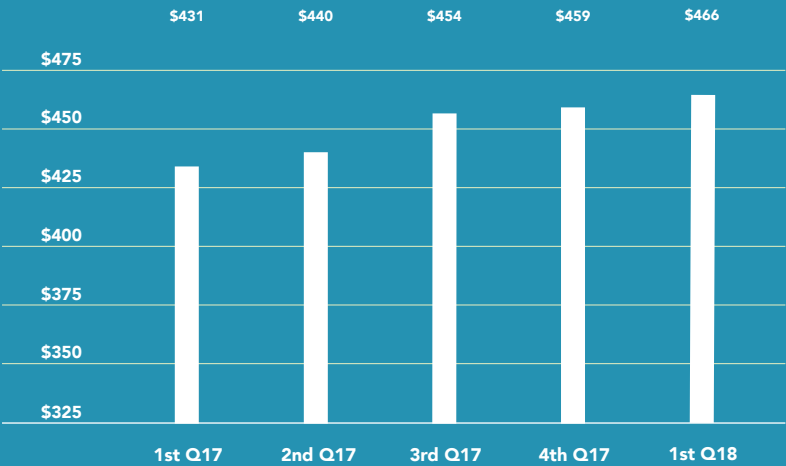


Halstead.com WEB# 18312968

AVERAGE & MEDIAN SALES PRICE



AVERAGE PRICE PER SQUARE FOOT





OFFICES MANHATTAN

PARK AVENUE
499 Park Avenue
New York, NY 10022
212.734.0010

EAST SIDE
770 Lexington Avenue
New York, NY 10065
212.317.7800

WEST SIDE
408 Columbus Avenue
New York, NY 10024
212.769.3000

VILLAGE
831 Broadway
New York, NY 10003
212.381.6500

SOHO
451 West Broadway
New York, NY 10012
212.381.4200

HARLEM
2169 Frederick Douglass Boulevard
New York, NY 10026
212.381.2570

WASHINGTON HEIGHTS
819 West 187th Street
New York, NY 10033
212.381.2452

**BRONX
RIVERDALE JOHNSON**
3531 Johnson Avenue
Riverdale, NY 10463
718.878.1700

RIVERDALE MOSHOLU
5626 Mosholu Avenue
Riverdale, NY 10471
718.549.4116

**BROOKLYN
BROOKLYN HEIGHTS**
122 Montague Street
Brooklyn, NY 11201
718.613.2000

NORTH SLOPE
76 Seventh Avenue
Brooklyn, NY 11217
718.399.2222

PARK SLOPE
160 7th Avenue
Brooklyn, NY 11215
718.878.1960

COBBLE HILL
162 Court Street
Brooklyn, NY 11201
718.613.2020

BEDFORD STUYVESANT
316 Stuyvesant Avenue
Brooklyn, NY 11233
718.613.2800

SOUTH SLOPE
1214 8th Avenue
Brooklyn, NY 11215
718.878.1888

FORT GREENE
725 Fulton Street
Brooklyn, NY 1127
718.613.2800

**HUDSON VALLEY
HUDSON**
526 Warren Street
Hudson, NY 12534
518.828.0181

**CONNECTICUT
DARIEN**
671 Boston Post Road
Darien, CT 06820
203.655.1418

NEW CANAAN - ELM STREET
183 Elm Street
New Canaan, CT 06840
203.966.7800

NEW CANAAN - SOUTH AVENUE
6 South Avenue
New Canaan, CT 06840
203.966.7772

ROWAYTON
140 Rowayton Avenue
Rowayton, CT 06853
203.655.1418

GREENWICH
125 Mason Street
Greenwich, CT 06830
203.869.8100

STAMFORD
1099 High Ridge Road
Stamford, CT 06905
203.329.8801

WESTPORT
379 Post Road East
Westport, CT 06880
203.221.0666

WILTON
21 River Road
Wilton, CT 06897
203.762.8118

**QUEENS
LONG ISLAND CITY**
47-12 Vernon Boulevard
Queens, NY 1110
718.878.1800

FOREST HILLS
108-23 Ascan Avenue
Forest Hills, NY 11375
718.520.0303

**NEW JERSEY
HOBOKEN**
200 Washington Street
Hoboken, NJ 07030
201.478.6700

MONTCLAIR
635 Valley Road,
Montclair, NJ 07030
973.744.6033

**HAMPTONS
EAST HAMPTON**
2 Newtown Lane
East Hampton, NY 11937
631.324.6100

SOUTHAMPTON
31 Main Street
Southampton, NY 11968
631.283.2883

**CORPORATE
COMMERCIAL SALES**
770 Lexington Avenue
New York, NY 10065
212.381.3208

DEVELOPMENT MARKETING
445 Park Avenue
New York, NY 10022
212.521.5703

GLOBAL SERVICES
770 Lexington Avenue
New York, NY 10065
212.381.6521

MANAGEMENT COMPANY
770 Lexington Avenue, 7th floor
New York, NY, 10065
212.508.7272

Prepared by Gregory Heym,
Chief Economist,
Halstead Property, LLC.

©2018 by Halstead Property, LLC. All Rights Reserved. This information may not be copied, commercially used or distributed without Halstead Property's prior consent. While information is believed true, no guaranty is made of accuracy.