



Data Highlights

Brooklyn apartment prices average

\$732,363 in 3Q15,
a new record



halstead.com WEB# 13272885



halstead.com WEB# 13355799

\$570,880

Record median apartment price

1-4 family houses set record average
and median prices

All Brooklyn

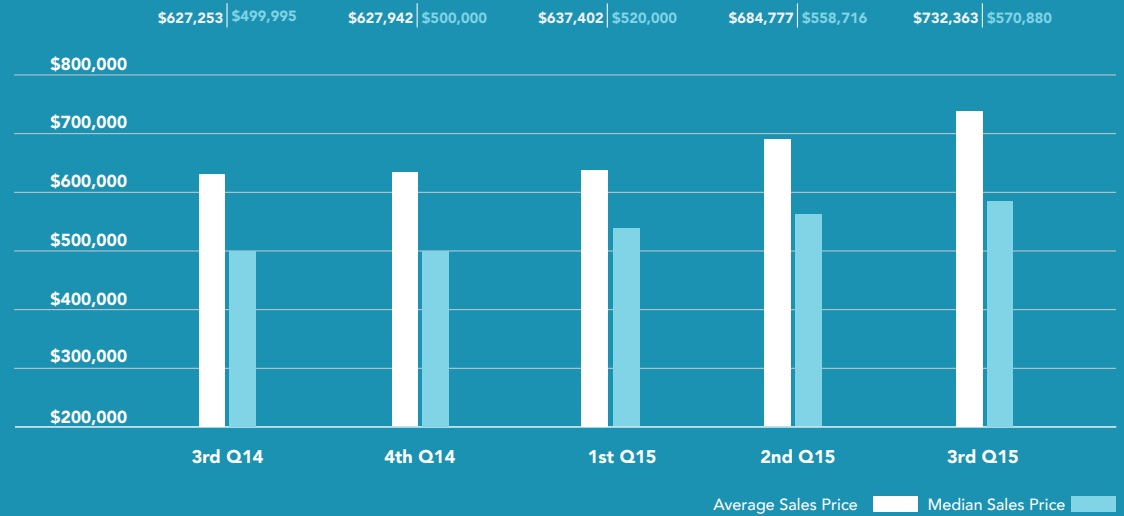
COOPERATIVES & CONDOMINIUMS*

Average apartment price rises
17% to a record \$732,363

Median price of
\$570,880, also a new record

COOPERATIVES & CONDOMINIUMS

Average & Median Sales Price



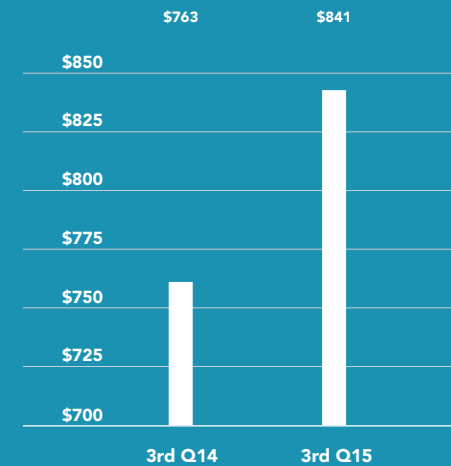
COOPERATIVE

Average Price Per Room



CONDOMINIUM

Average Price Per Square Foot



All Brooklyn

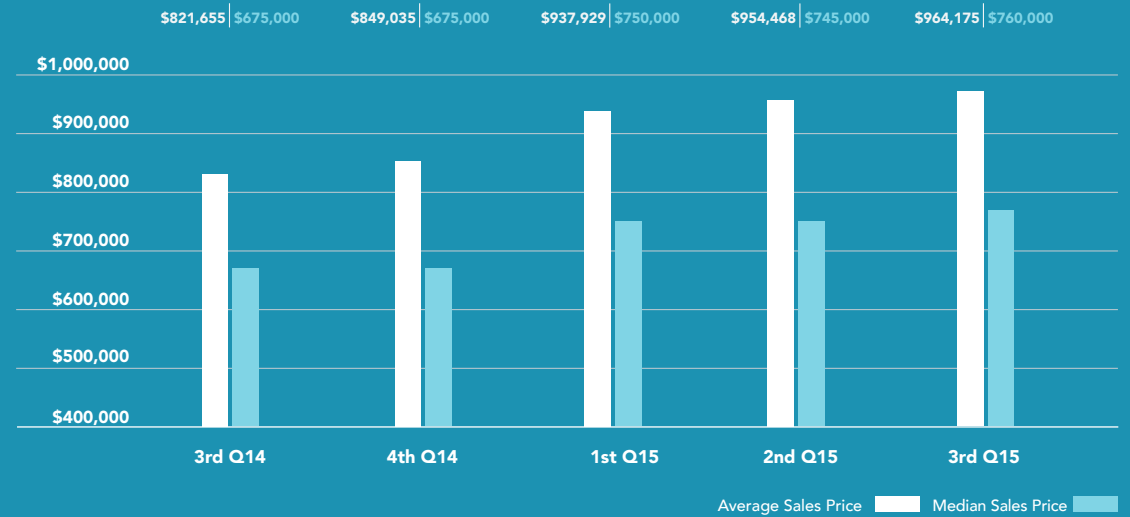
1-4 FAMILY HOUSES

\$964,175

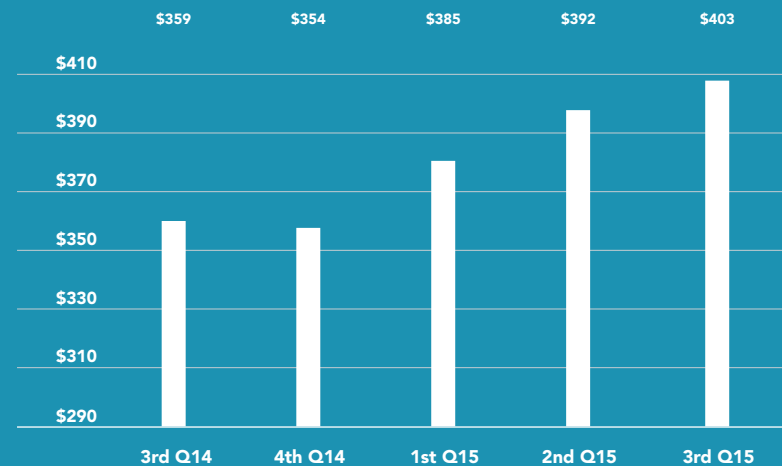
New record average price for 1-4 family houses

Median price rises 13% to new high of \$760,000

AVERAGE & MEDIAN SALES PRICE



AVERAGE PRICE PER SQUARE FOOT



Brooklyn Market Areas

BROWNSTONE

Boerum Hill
Brooklyn Heights
Carroll Gardens
Clinton Hill
Cobble Hill
Columbia Street Waterfront District
Ditmas Park
Downtown Brooklyn
Dumbo
Fort Greene
Gowanus
Greenwood Heights
Park Slope
Prospect Heights
Prospect Park South
Prospect-Lefferts Gardens
Red Hook
South Slope
Vinegar Hill
Windsor Terrace

CENTRAL

Bedford Stuyvesant
Bushwick
Crown Heights
Stuyvesant Heights
Brownsville
East New York

NORTH

East Williamsburg
Greenpoint
Williamsburg North Side
Williamsburg South Side

SOUTH

Bath Beach
Bay Ridge
Bensonhurst
Bergen Beach
Borough Park
Brighton Beach
Canarsie
Coney Island
Dyker Heights
East Flatbush
Flatbush
Flatlands
Gerritsen Beach
Gravesend
Kensington
Manhattan Beach
Marine Park
Midwood
Mill Basin
Seagate
Sheepshead Bay
Sunset Park



N

page 8

B

page 6

C

page 10

S

page 12

Brownstone Brooklyn

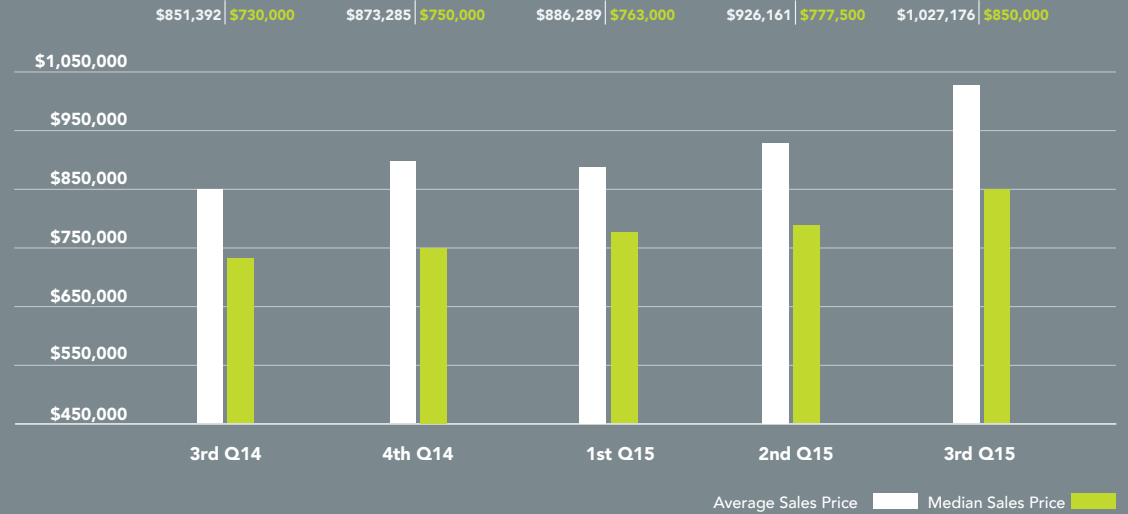
COOPERATIVES & CONDOMINIUMS

Limited inventory leads to a **21%** increase in average price from 3Q14

Co-op price per room rises **18%**; condo price per square foot rises 17%

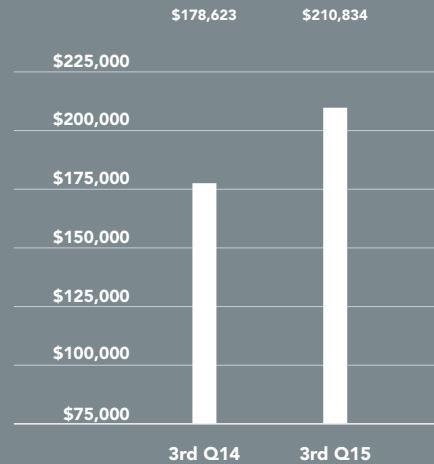
COOPERATIVES & CONDOMINIUMS

Average & Median Sales Price



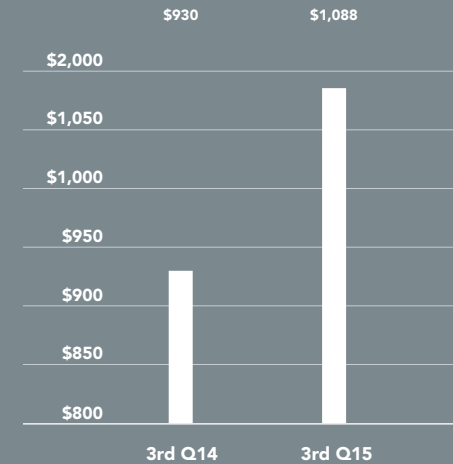
COOPERATIVE

Average Price Per Room



CONDOMINIUM

Average Price Per Square Foot



Brownstone Brooklyn

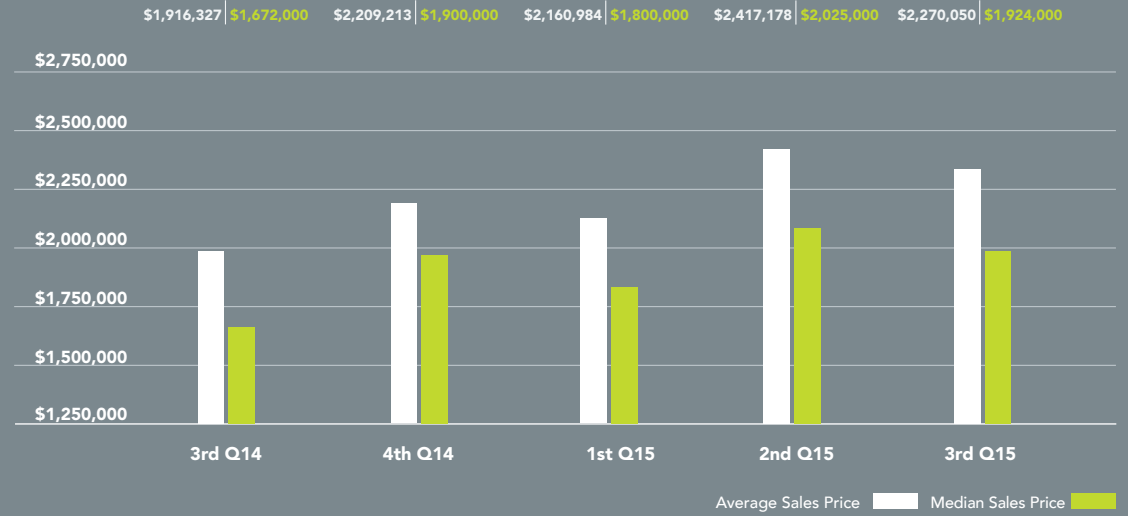
1-4 FAMILY HOUSES

Average price 18%
higher than 3Q14, at

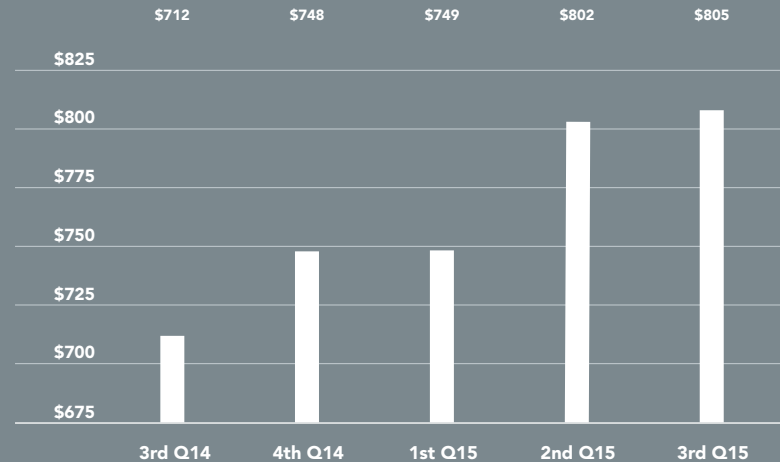
\$2,270,050

Median price rose 15%
to \$1,924,000

AVERAGE & MEDIAN SALES PRICE



AVERAGE PRICE PER SQUARE FOOT



North Brooklyn

COOPERATIVES & CONDOMINIUMS

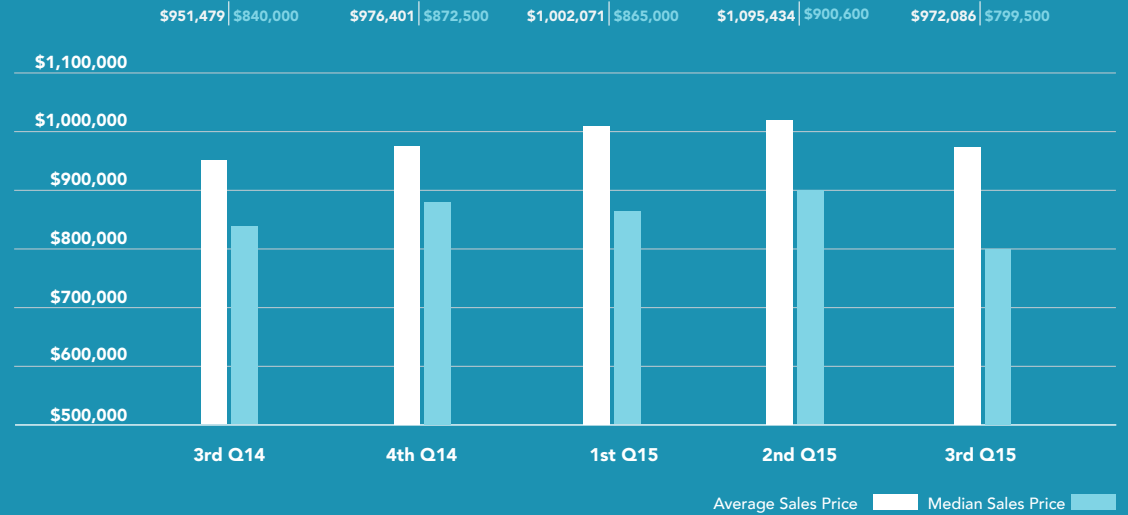
\$972,086

3Q15 average apartment price,
up slightly from a year ago

Average condo price per square
foot falls 3% to \$914

COOPERATIVES & CONDOMINIUMS

Average & Median Sales Price



CONDOMINIUM

Average Price Per Square Foot



North Brooklyn

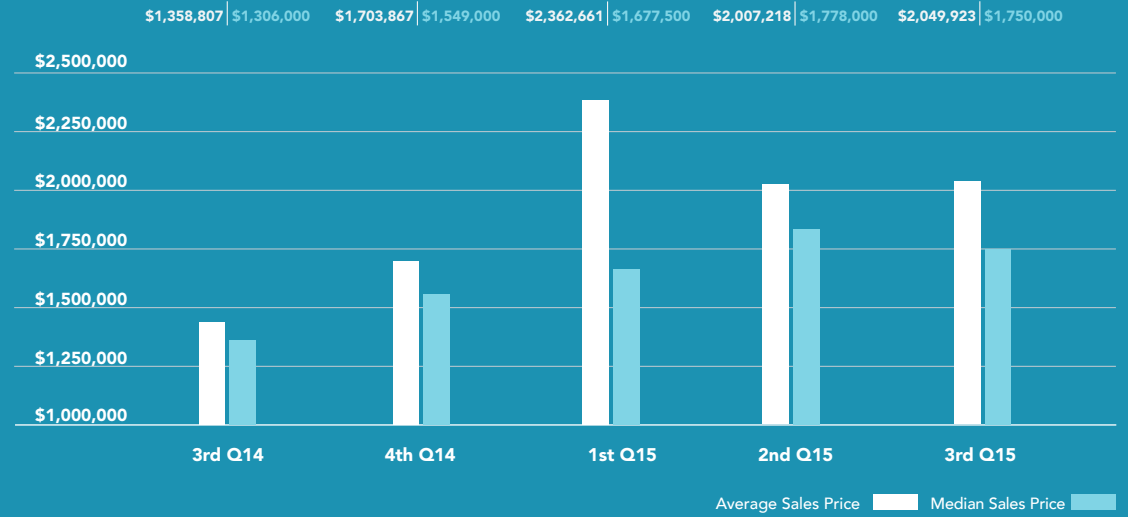
1-4 FAMILY HOUSES

Both the average and median prices rose sharply over past year

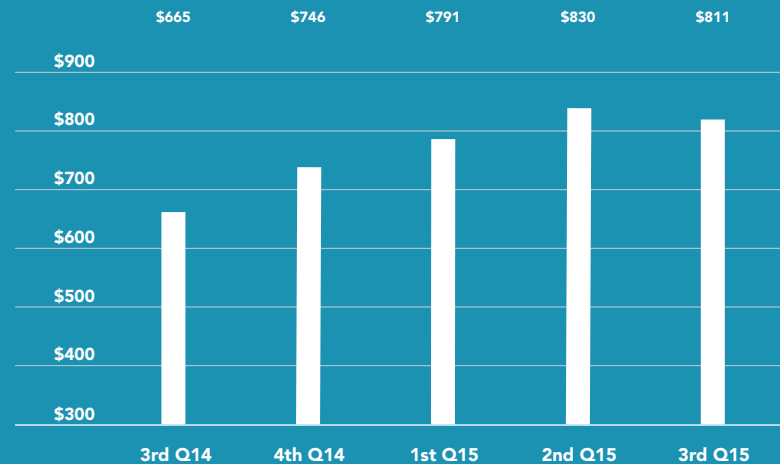
\$811

Average price per square foot for 1-4 family houses

AVERAGE & MEDIAN SALES PRICE



AVERAGE PRICE PER SQUARE FOOT



Central Brooklyn

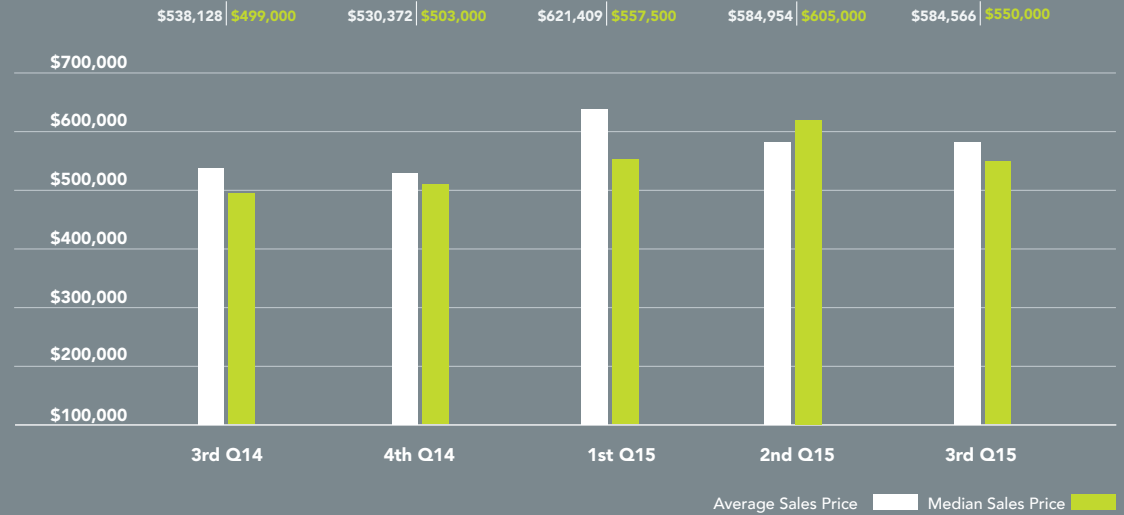
COOPERATIVES & CONDOMINIUMS

9%
Increase in the average apartment price
from 3Q14

\$685
3Q15 average condo price per square foot

COOPERATIVES & CONDOMINIUMS

Average & Median Sales Price



CONDOMINIUM

Average Price Per Square Foot



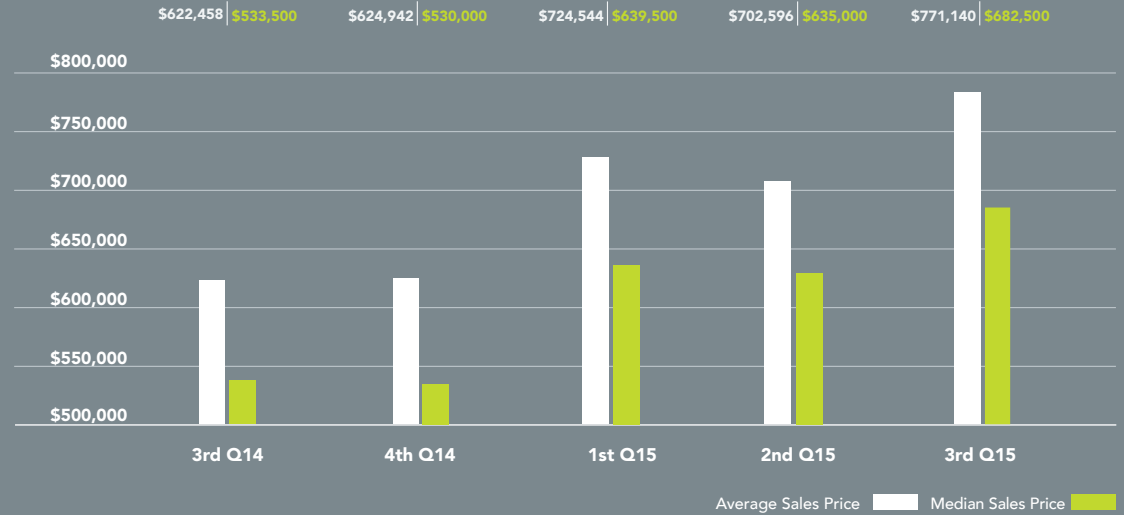
Central Brooklyn

1-4 FAMILY HOUSES

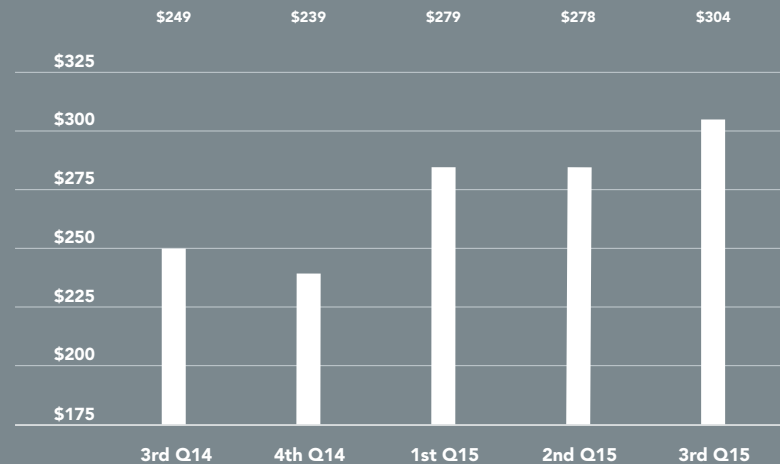
Average price rose **24%** over
past year to \$771,140

28% increase in median price

AVERAGE & MEDIAN SALES PRICE



AVERAGE PRICE PER SQUARE FOOT



South Brooklyn

COOPERATIVES & CONDOMINIUMS

\$354,560

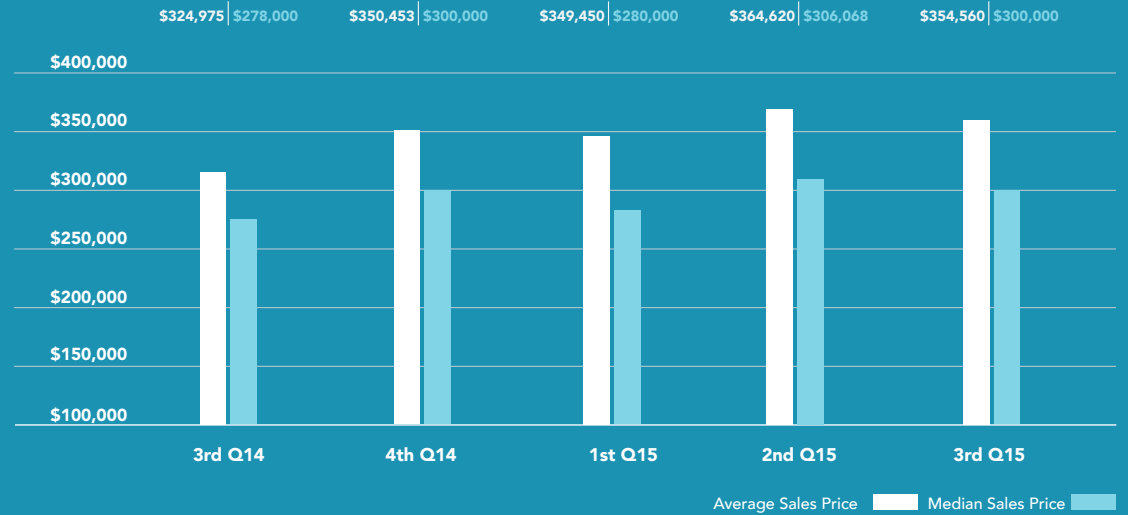
3Q15 average price, up 9% from a year ago

12%

Increase in the average co-op price per room

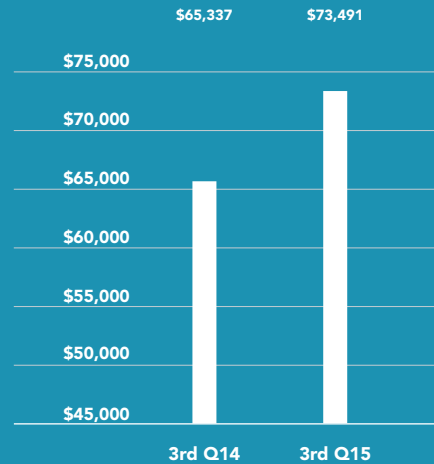
COOPERATIVES & CONDOMINIUMS

Average & Median Sales Price



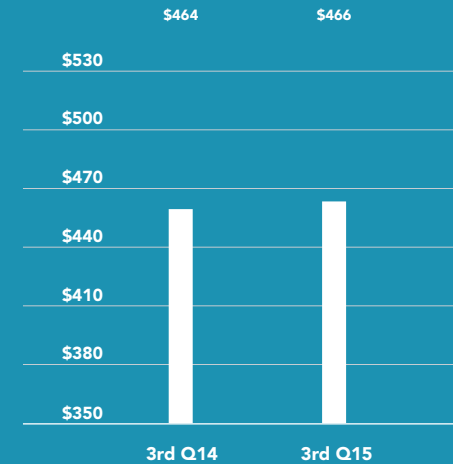
COOPERATIVE

Average Price Per Room



CONDOMINIUM

Average Price Per Square Foot



South Brooklyn

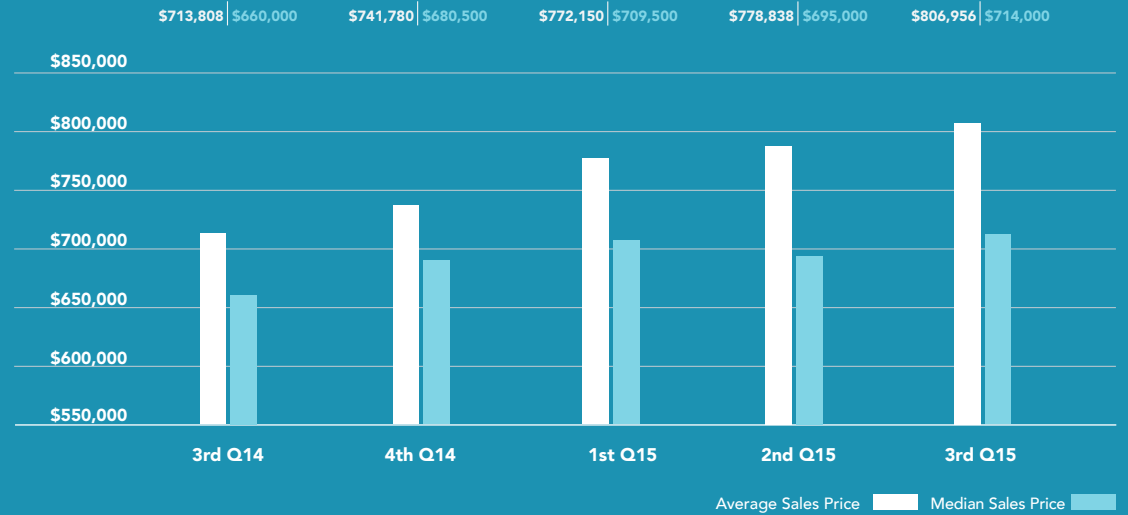
1-4 FAMILY HOUSES

Average price rose 13%
from 3Q14

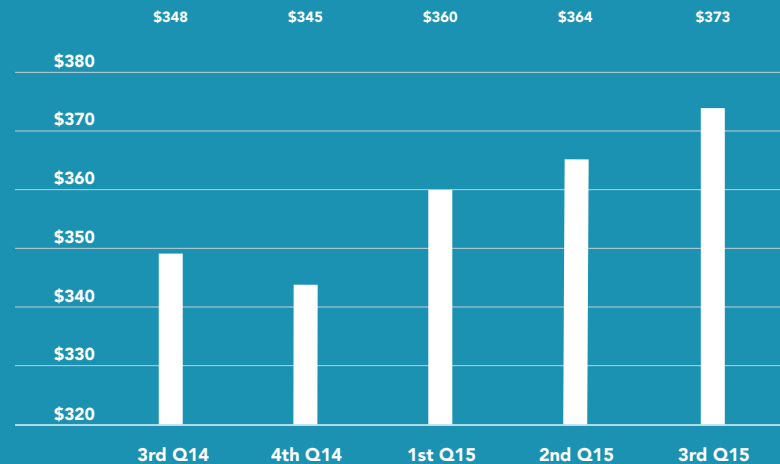
\$714,000

Median 1-4 family house price

AVERAGE & MEDIAN SALES PRICE



AVERAGE PRICE PER SQUARE FOOT





OFFICES

MANHATTAN

PARK AVENUE
499 Park Avenue
New York, NY 10022
212.734.0010

EAST SIDE

770 Lexington Avenue
New York, NY 10065
212.317.7800

WEST SIDE

408 Columbus Avenue
New York, NY 10024
212.769.3000

VILLAGE

831 Broadway
New York, NY 10003
212.253.9300

SOHO

451 West Broadway
New York, NY 10012
212.253.9300

HARLEM

2169 Frederick Douglass Boulevard
New York, NY 10026
212.381.2570

WASHINGTON HEIGHTS

819 West 187th Street
New York, NY 10033
212.928.3805

RIVERDALE

RIVERDALE JOHNSON
3531 Johnson Avenue
Riverdale, NY 10463
718.878.1700

RIVERDALE MOSHOLU

5626 Mosholu Avenue
Riverdale, NY 10471
718.549.4116

BROOKLYN

BROOKLYN HEIGHTS
150 Montague Street
Brooklyn, NY 11201
718.613.2000

BOERUM HILL

495 Atlantic Avenue
Brooklyn, NY 11217
718.613.2090

PARK SLOPE

76 Seventh Avenue
Brooklyn, NY 11217
718.399.2222

PARK SLOPE

244 Fifth Avenue
Brooklyn, NY 11215
718.622.9300

COBBLE HILL

162 Court Street
Brooklyn, NY 11201
718.613.2020

BEDFORD STUYVESANT

316 Stuyvesant Avenue
Brooklyn, NY 11233
718.613.2800

HUDSON VALLEY

HUDSON
526 Warren Street
Hudson, NY 12534
518.828.0181

NEW JERSEY

HOBOKEN
200 Washington Street
Hoboken, NJ 07030
201.478.6700

MONTCLAIR

635 Valley Road,
Montclair, NJ 07030
973.744.6033

CONNECTICUT

DARIEN
671 Boston Post Road
Darien, CT 06820
203.655.1418

NEW CANAAN - ELM STREET

183 Elm Street
New Canaan, CT 06840
203.966.7800

NEW CANAAN - SOUTH AVENUE

6 South Avenue
New Canaan, CT 06840
203.966.7772

ROWAYTON

140 Rowayton Avenue
Rowayton, CT 06853
203.655.1418

GREENWICH

125 Mason Street
Greenwich, CT 06830
203.869.8100

STAMFORD

1099 High Ridge Road
Stamford, CT 06905
203.329.8801

WESTPORT

379 Post Road East
Westport, CT 06880
203.221.0666

WILTON

21 River Road
Wilton, CT 06897
203.762.8118

QUEENS

LONG ISLAND CITY
47-12 Vernon Boulevard
Queens, NY 11110
718.878.1800

HAMPTONS

EAST HAMPTON
2 Newtown Lane
East Hampton, NY 11937
631.324.6100

SOUTHAMPTON

31 Main Street
Southampton, NY 11968
631.283.2883

CORPORATE

COMMERCIAL SALES
770 Lexington Avenue
New York, NY 10065
212.381.3208

DEVELOPMENT MARKETING

445 Park Avenue
New York, NY 10022
212.253.9300

GLOBAL SERVICES

770 Lexington Avenue
New York, NY 10065
800.765.2692 x6521

This report is based on 2,951 reported Manhattan apartment sales, 9% more than were reported during last year's comparable period.

Prepared by Gregory Heym,
Chief Economist,
Halstead Property, LLC.

©2015 by Halstead Property, LLC. All Rights Reserved. This information may not be copied, commercially used or distributed without Halstead Property's prior consent. While information is believed true, no guaranty is made of accuracy.

