



Data Highlights

Cover Property: halstead.com WEB# 17437925

The average apartment price fell 5% in Brooklyn from a year ago, as buyers favored **smaller** apartments.



halstead.com WEB# 17719899



halstead.com WEB# 17720098

At \$671,068, the **median** apartment price was 3% higher than the fourth quarter of 2016.

Although down from last quarter's record level, the average townhouse price was **6%** higher than a year ago.

All Brooklyn

COOPERATIVES & CONDOMINIUMS*

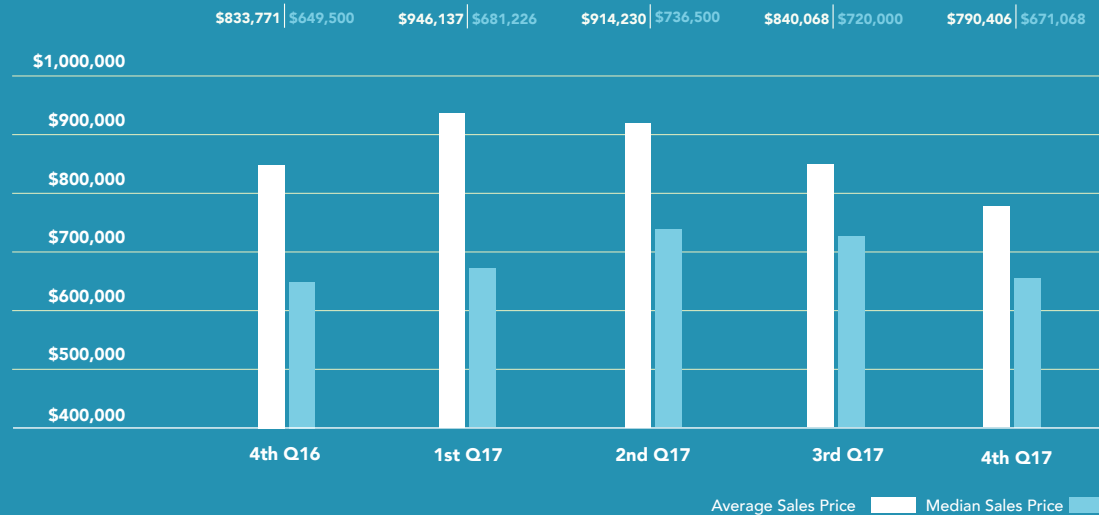
Apartments sold in the fourth quarter were smaller on average than in 4Q16 which pushed the average price 5% lower.

Both the co-op average price per room and condo price per square foot were

higher than a year ago.

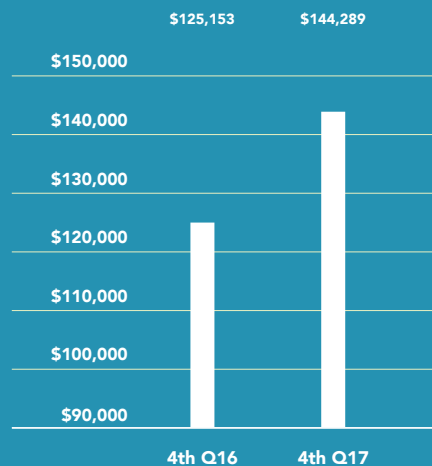
COOPERATIVES & CONDOMINIUMS

Average & Median Sales Price



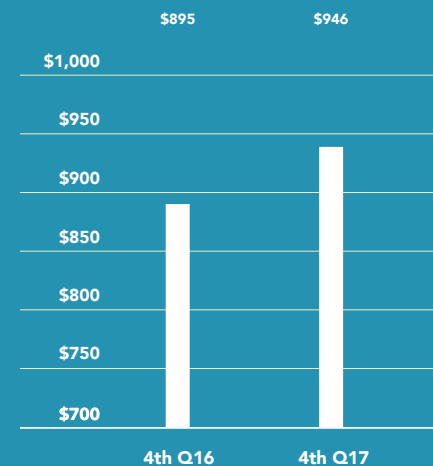
COOPERATIVE

Average Price Per Room



CONDOMINIUM

Average Price Per Square Foot



* Includes new development and resale apartments.

4Q17 data is preliminary and subject to revision in future reports. Data from the prior four quarters has been revised to include sales recorded after our initial reports were released.

All Brooklyn

1-4 FAMILY HOUSES

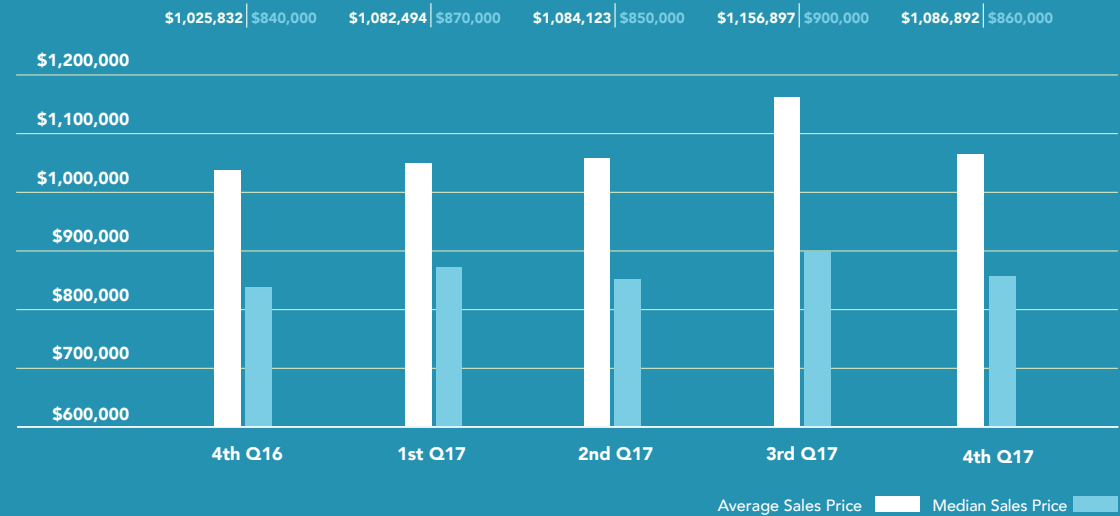
Townhouse prices averaged

\$1,086,892, a 6% improvement from
2016's fourth quarter.

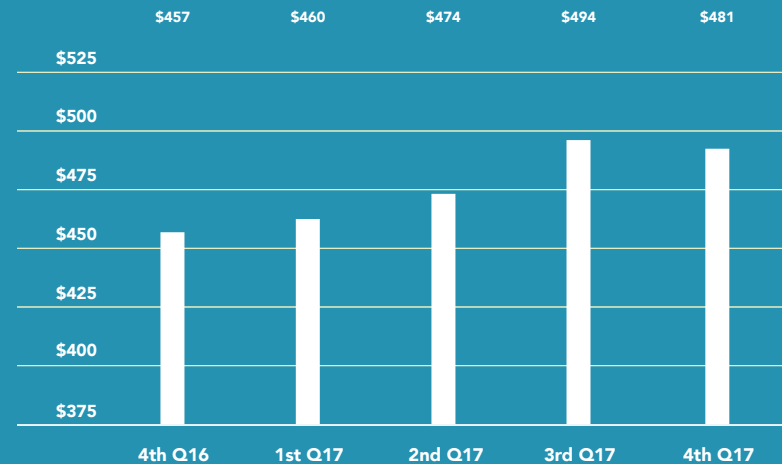
The median townhouse price posted

a 2% gain over the past year.

AVERAGE & MEDIAN SALES PRICE



AVERAGE PRICE PER SQUARE FOOT



Brooklyn Market Areas

BROWNSTONE

- Boerum Hill
- Brooklyn Heights
- Carroll Gardens
- Clinton Hill
- Cobble Hill
- Columbia Street Waterfront District
- Ditmas Park
- Downtown Brooklyn
- Dumbo
- Fort Greene
- Gowanus
- Greenwood Heights
- Park Slope
- Prospect Heights
- Prospect Park South
- Prospect-Lefferts Gardens
- Red Hook
- South Slope
- Vinegar Hill
- Windsor Terrace

CENTRAL

- Bedford-Stuyvesant
- Brownsville
- Bushwick
- Crown Heights
- East New York
- Stuyvesant Heights

NORTH

- East Williamsburg
- Greenpoint
- Williamsburg North Side
- Williamsburg South Side

SOUTH

- Bath Beach
- Bay Ridge
- Bensonhurst
- Bergen Beach
- Borough Park
- Brighton Beach
- Canarsie
- Coney Island
- Dyker Heights
- East Flatbush
- Flatbush
- Flatlands
- Gerritsen Beach
- Gravesend
- Kensington
- Manhattan Beach
- Marine Park
- Midwood
- Mill Basin
- Sea Gate
- Sheepshead Bay
- Sunset Park



Brownstone Brooklyn

COOPERATIVES & CONDOMINIUMS

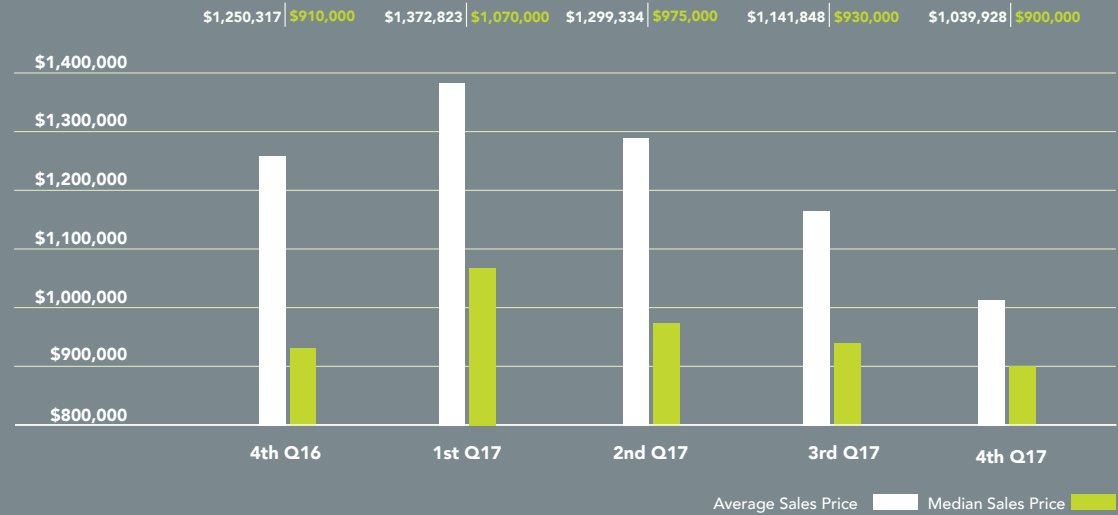
The average apartment **price** fell from a year ago, as high-end new development closings fell sharply.

Prices for resale apartments averaged

6% more than the fourth quarter of 2016.

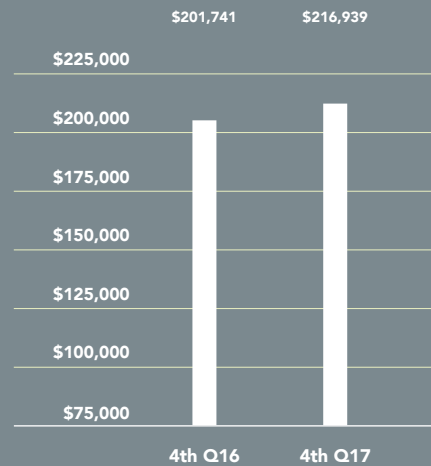
COOPERATIVES & CONDOMINIUMS

Average & Median Sales Price



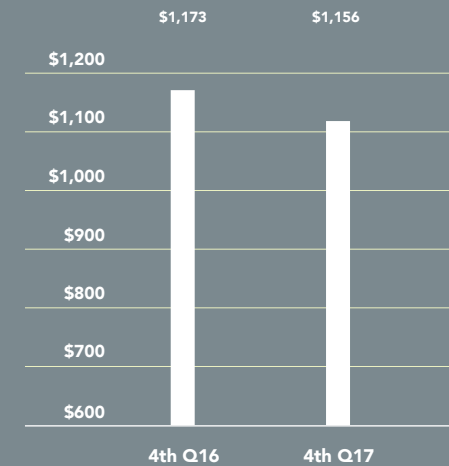
COOPERATIVE

Average Price Per Room



CONDOMINIUM

Average Price Per Square Foot

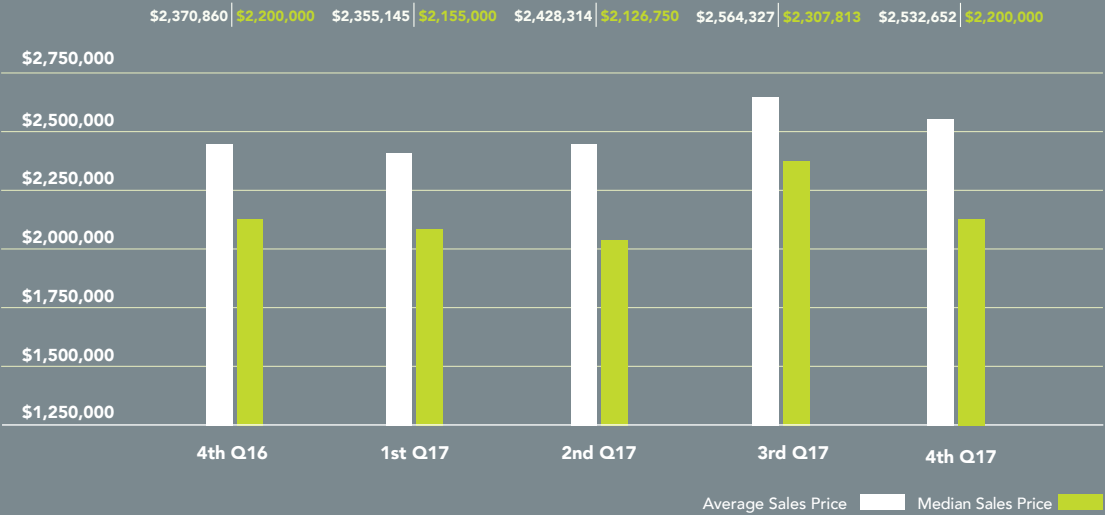


Brownstone Brooklyn

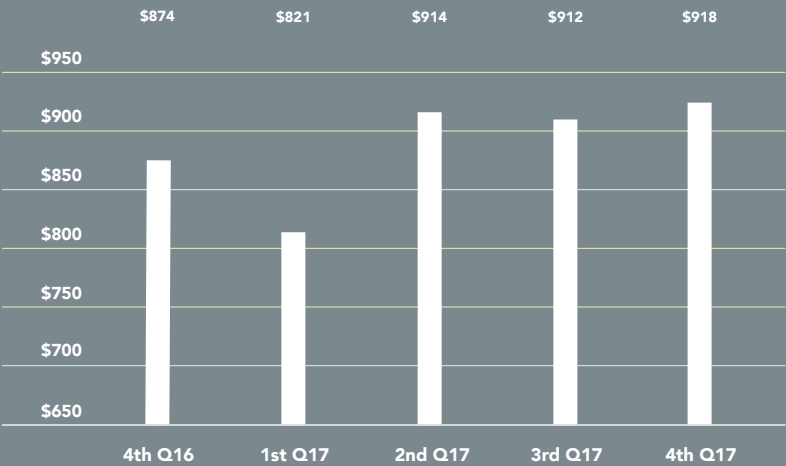
1-4 FAMILY HOUSES

The average townhouse price
rose 7% from a year ago,
to \$2,532,652.

AVERAGE & MEDIAN SALES PRICE



AVERAGE PRICE PER SQUARE FOOT



North Brooklyn

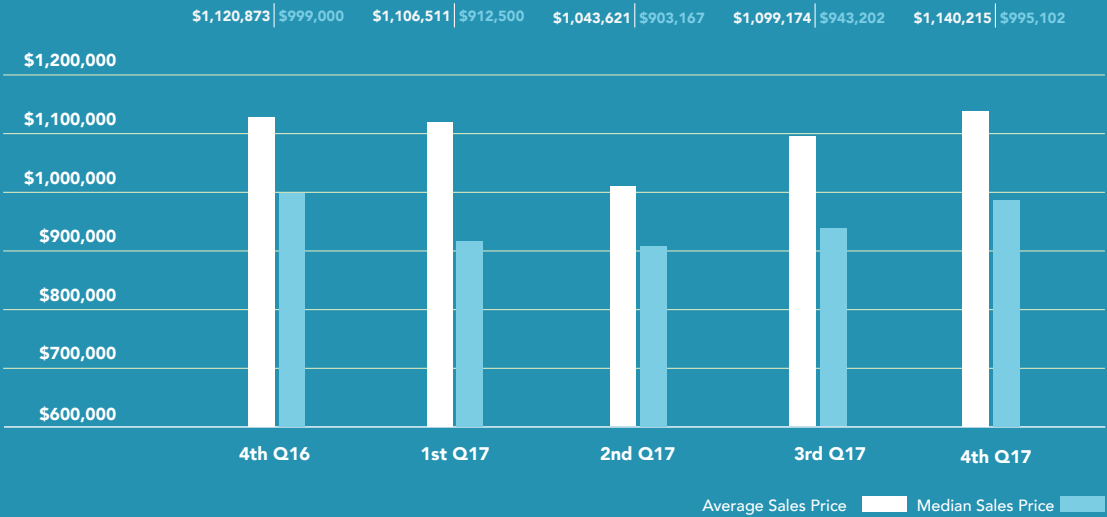
COOPERATIVES & CONDOMINIUMS

At \$1,140,215, the average apartment price was up slightly from 2016's fourth quarter.

Condo prices rose 15% over the past year, to an average of \$1,201 per square foot.

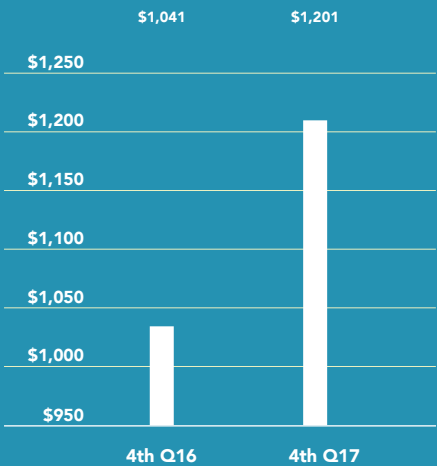
COOPERATIVES & CONDOMINIUMS

Average & Median Sales Price



CONDOMINIUM

Average Price Per Square Foot

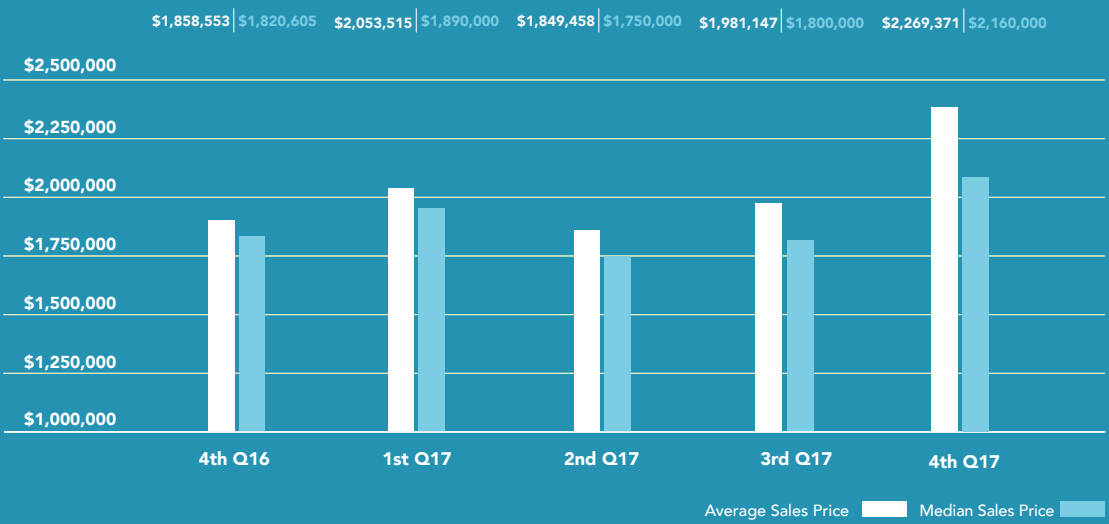


North Brooklyn

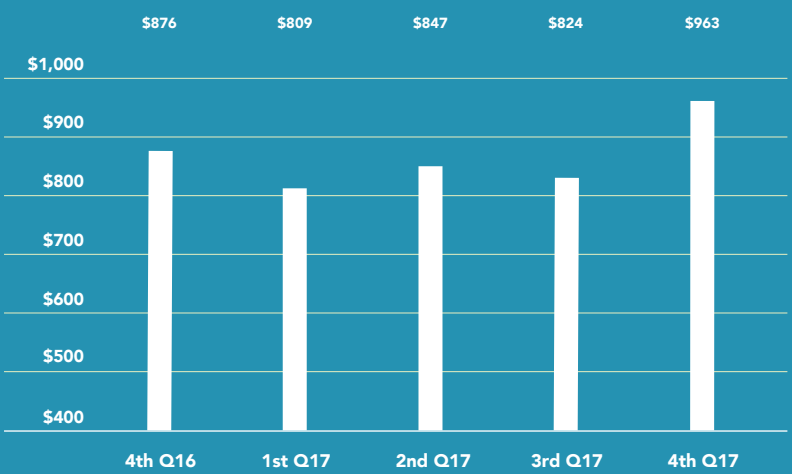
1-4 FAMILY HOUSES

Big gains were posted in both the average and median townhouse prices compared to a year ago.

AVERAGE & MEDIAN SALES PRICE



AVERAGE PRICE PER SQUARE FOOT



Central Brooklyn

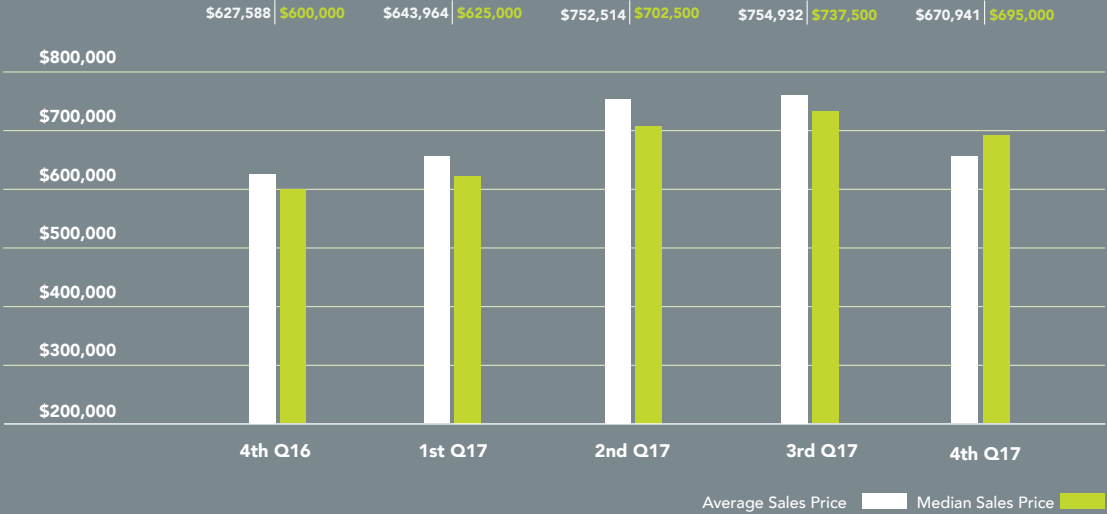
COOPERATIVES & CONDOMINIUMS

The median apartment price was
16% higher than a year ago.

A smaller gain was seen in the average
price, which at \$670,941
was 7% higher than the fourth quarter
of 2016.

COOPERATIVES & CONDOMINIUMS

Average & Median Sales Price



CONDOMINIUM

Average Price Per Square Foot



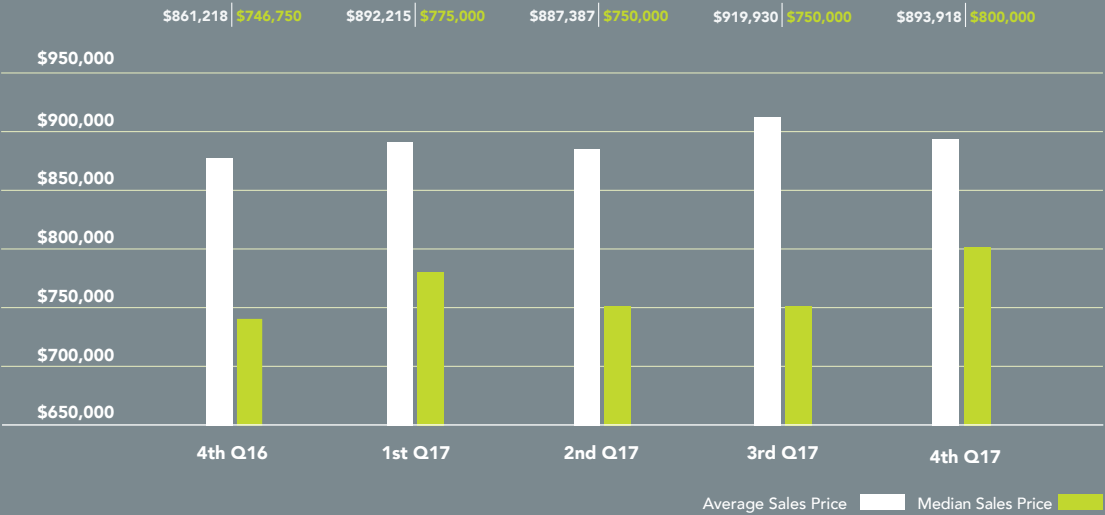
Central Brooklyn

1-4 FAMILY HOUSES

Townhouse prices averaged

\$893,918; 4% more than
a year ago.

AVERAGE & MEDIAN SALES PRICE



AVERAGE PRICE PER SQUARE FOOT



South Brooklyn

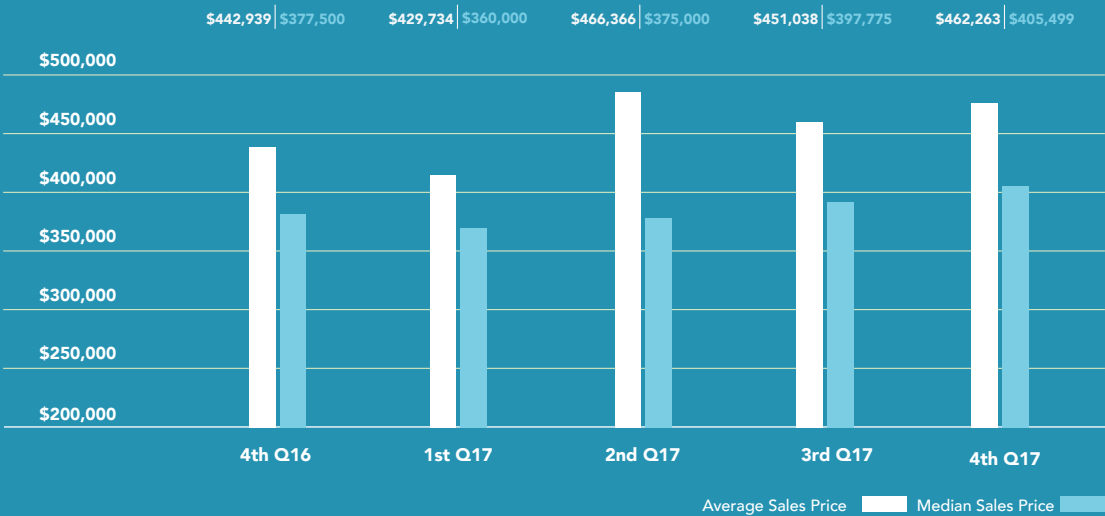
COOPERATIVES & CONDOMINIUMS

Co-op prices averaged \$88,410 per room, a 13% increase from 2016's fourth quarter.

The average condo price per square foot ticked up 2% over the past year, to \$591.

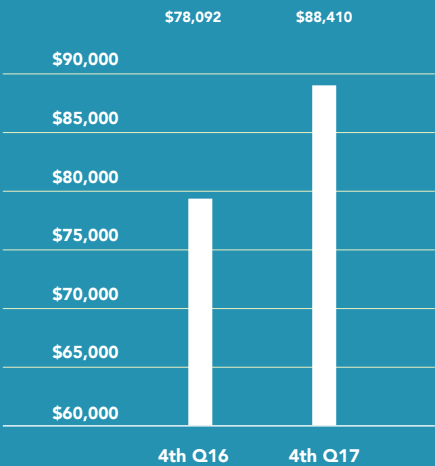
COOPERATIVES & CONDOMINIUMS

Average & Median Sales Price



COOPERATIVE

Average Price Per Room



CONDOMINIUM

Average Price Per Square Foot

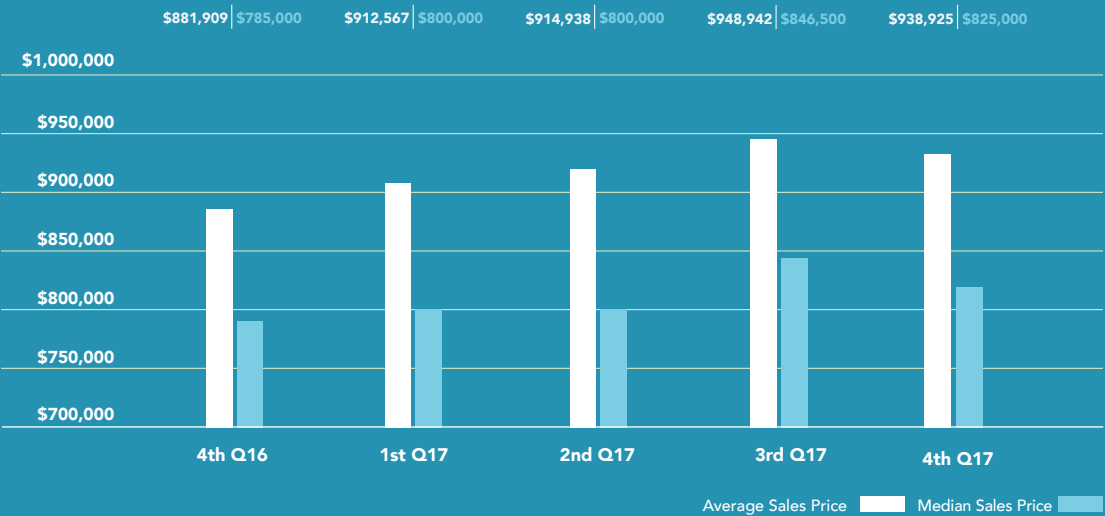


South Brooklyn

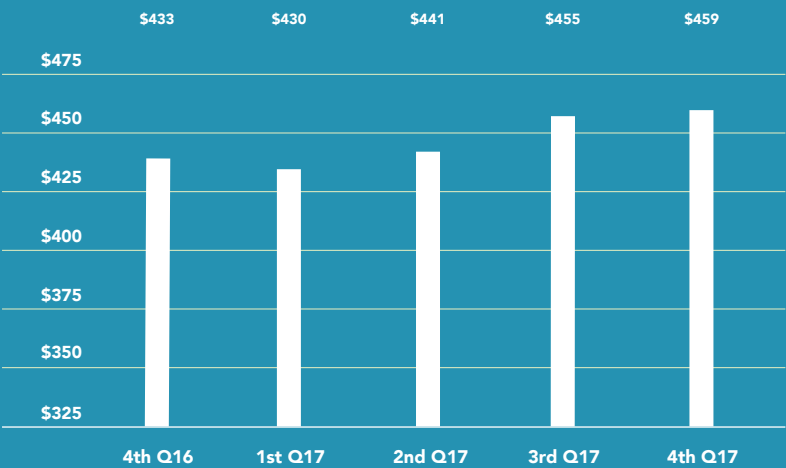
1-4 FAMILY HOUSES

The average townhouse price
was 6% higher than a year ago,
at \$938,925.

AVERAGE & MEDIAN SALES PRICE



AVERAGE PRICE PER SQUARE FOOT





OFFICES MANHATTAN

PARK AVENUE
499 Park Avenue
New York, NY 10022
212.734.0010

EAST SIDE
770 Lexington Avenue
New York, NY 10065
212.317.7800

WEST SIDE
408 Columbus Avenue
New York, NY 10024
212.769.3000

VILLAGE
831 Broadway
New York, NY 10003
212.381.6500

SOHO
451 West Broadway
New York, NY 10012
212.381.4200

HARLEM
2169 Frederick Douglass Boulevard
New York, NY 10026
212.381.2570

WASHINGTON HEIGHTS
819 West 187th Street
New York, NY 10033
212.381.2452

**BRONX
RIVERDALE JOHNSON**
3531 Johnson Avenue
Riverdale, NY 10463
718.878.1700

RIVERDALE MOSHOLU
5626 Mosholu Avenue
Riverdale, NY 10471
718.549.4116

**BROOKLYN
BROOKLYN HEIGHTS**
122 Montague Street
Brooklyn, NY 11201
718.613.2000

NORTH SLOPE
76 Seventh Avenue
Brooklyn, NY 11217
718.399.2222

PARK SLOPE
160 7th Avenue
Brooklyn, NY 11215
718.878.1960

COBBLE HILL
162 Court Street
Brooklyn, NY 11201
718.613.2020

BEDFORD STUYVESANT
316 Stuyvesant Avenue
Brooklyn, NY 11233
718.613.2800

SOUTH SLOPE
1214 8th Avenue
Brooklyn, NY 11215
718.878.1888

FORT GREENE
725 Fulton Street
Brooklyn, NY 1127
718.613.2800

**HUDSON VALLEY
HUDSON**
526 Warren Street
Hudson, NY 12534
518.828.0181

**CONNECTICUT
DARIEN**
671 Boston Post Road
Darien, CT 06820
203.655.1418

NEW CANAAN - ELM STREET
183 Elm Street
New Canaan, CT 06840
203.966.7800

NEW CANAAN - SOUTH AVENUE
6 South Avenue
New Canaan, CT 06840
203.966.7772

ROWAYTON
140 Rowayton Avenue
Rowayton, CT 06853
203.655.1418

GREENWICH
125 Mason Street
Greenwich, CT 06830
203.869.8100

STAMFORD
1099 High Ridge Road
Stamford, CT 06905
203.329.8801

WESTPORT
379 Post Road East
Westport, CT 06880
203.221.0666

WILTON
21 River Road
Wilton, CT 06897
203.762.8118

**QUEENS
LONG ISLAND CITY**
47-12 Vernon Boulevard
Queens, NY 1110
718.878.1800

FOREST HILLS
108-23 Ascan Avenue
Forest Hills, NY 11375
Main #: 718-520-0303

**NEW JERSEY
HOBOKEN**
200 Washington Street
Hoboken, NJ 07030
201.478.6700

MONTCLAIR
635 Valley Road,
Montclair, NJ 07030
973.744.6033

**HAMPTONS
EAST HAMPTON**
2 Newtown Lane
East Hampton, NY 11937
631.324.6100

SOUTHAMPTON
31 Main Street
Southampton, NY 11968
631.283.2883

**CORPORATE
COMMERCIAL SALES**
770 Lexington Avenue
New York, NY 10065
212.381.3208

DEVELOPMENT MARKETING
445 Park Avenue
New York, NY 10022
212.521.5703

GLOBAL SERVICES
770 Lexington Avenue
New York, NY 10065
212.381.6521

MANAGEMENT COMPANY
770 Lexington Avenue, 7th floor
New York, NY, 10065
212.508.7272

Prepared by Gregory Heym,
Chief Economist,
Halstead Property, LLC.

©2018 by Halstead Property, LLC. All Rights Reserved. This information may not be copied, commercially used or distributed without Halstead Property's prior consent. While information is believed true, no guaranty is made of accuracy.